

Fishing Mastery!

FISHING MASTERY!

SELECTED TIPS - 00 PAGES!

Fishing Mastery!



\$47
Value
FREE!

Brought to you by Wings of Success

DISCLAIMER AND TERMS OF USE AGREEMENT:

(Please Read This Before Using This Report)

This information is not presented by a medical practitioner and is for educational and informational purposes only. The content is not intended to be a substitute for professional medical advice, diagnosis, or treatment. Always seek the advice of your physician or other qualified health provider with any questions you may have regarding a medical condition. Never disregard professional medical advice or delay in seeking it because of something you have read.

Since natural and/or dietary supplements are not FDA approved, they must be accompanied by a two-part disclaimer on the product label: that the statement has not been evaluated by FDA and that the product is not intended to "diagnose, treat, cure or prevent any disease.

The author and publisher of this course and the accompanying materials have used their best efforts in preparing this course. The author and publisher make no representation or warranties with respect to the accuracy, applicability, fitness, or completeness of the contents of this course. The information contained in this course is strictly for educational purposes. Therefore, if you wish to apply ideas contained in this course, you are taking full responsibility for your actions.

The author and publisher disclaim any warranties (express or implied), merchantability, or fitness for any particular purpose. The author and publisher shall in no event be held liable to any party for any direct, indirect, punitive, special, incidental or other consequential damages arising directly or indirectly from any use of this material, which is provided "as is", and without warranties.

As always, the advice of a competent legal, tax, accounting, medical or other professional should be sought. The author and publisher do not warrant the performance, effectiveness or applicability of any sites listed or linked to in this course.

All links are for information purposes only and are not warranted for content, accuracy or any other implied or explicit purpose.

This report is © Copyrighted by Wings Of Success. No part of this may be copied, or changed in any format, sold, or used in any way other than what is outlined within this course under any circumstances. Violators would be prosecuted severely.

**** This Is A Free Report ****

You are encouraged to distribute this Report to your friends.

You cannot make any changes to the document, whatsoever

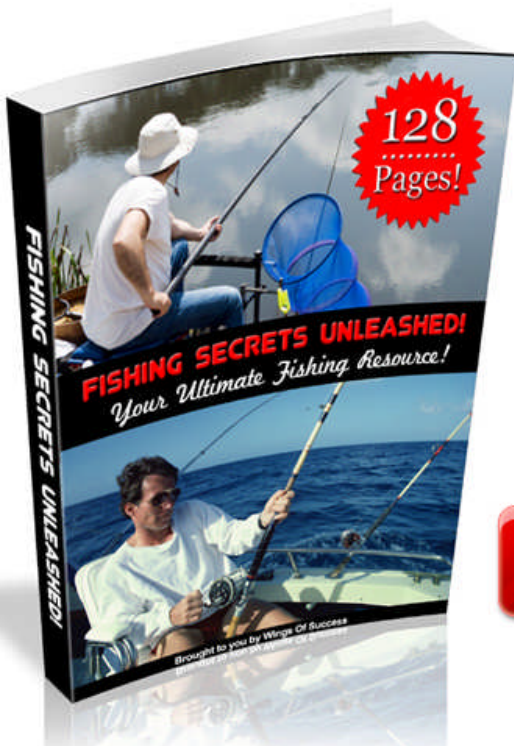
[Click Here To Visit Our Website](#)

SPECIAL SECRET RESOURCE!

Fishing Secrets Unleashed - Your Ultimate Fishing Resource!

Discover How You Can Become The Best Angler In Town, And Put To Shame Even The Seasoned Pros! Learn Some Little-known, But Highly Effective Fishing Tips And Tricks That Will Make Your Buddies' Jaws Drop To The Floor!"

Finally! You Now Have An All-in-one Fishing Manual That Would Open The Doors To A Lifetime Of Unlimited Enjoyment And Excitement! If You Are A Fishing Enthusiast, You Would Not Wanna Miss What We Have To Offer! Read On To Find Out More...



AVAILABLE ONLY FOR A VERY LIMITED TIME!

[Click Here](#)
Download Now



Quality
Outdoor
Gear
Products



**CLICK
HERE**

QUALITY OUTDOOR ADVENTURE GEAR PRODUCTS

Accessories
Adventure Racing Gear
Atmosphere Measurers
Backpacks
Bikes
Binoculars
Car Racks
Climbing
Clothing
Compasses
Cookware & Utensils
Cycling
Dog Gear
Filters & Purifiers
First Aid
Footwear
Gaiters
Gift Certificates
GPS
Green Gear
Hydration
Jogging Strollers
Kayaking
Kids Gear
Lights & Headlamps
Longboards
Messenger Bags
MPGear.com Swag
Nutrition
Radios
River Boards
Sleeping Bags & Pads
Snowshoes
Stoves & Fuel
Sunglasses
Tents
Travel Bags
Trekking Poles
Watches
Water & Gel Bottles
Winter Safety
SALE & SPECIALS
BARGAIN BASEMENT
And Much Much More...!

The equipment provider of choice for many avid adventure racers, ultralight backpackers and other outdoor enthusiasts. Let us help you!



CAMPING WORLD

America's RV And Outdoor Store



CAMPING WORLD

America's RV and Outdoor Store



CAMPING WORLD

**INTERNET
ONLY
SPECIALS**

**Anything And Everything
To Do With Camping!**

**Get all the products to make your
next family camping trip more enjoyable.
Find huge discounts on the best camping
equipments!**

**SAVE
UP TO
40%**

**CLICK FOR
DETAILS**

Providing Quality Camping Gear Since 1966

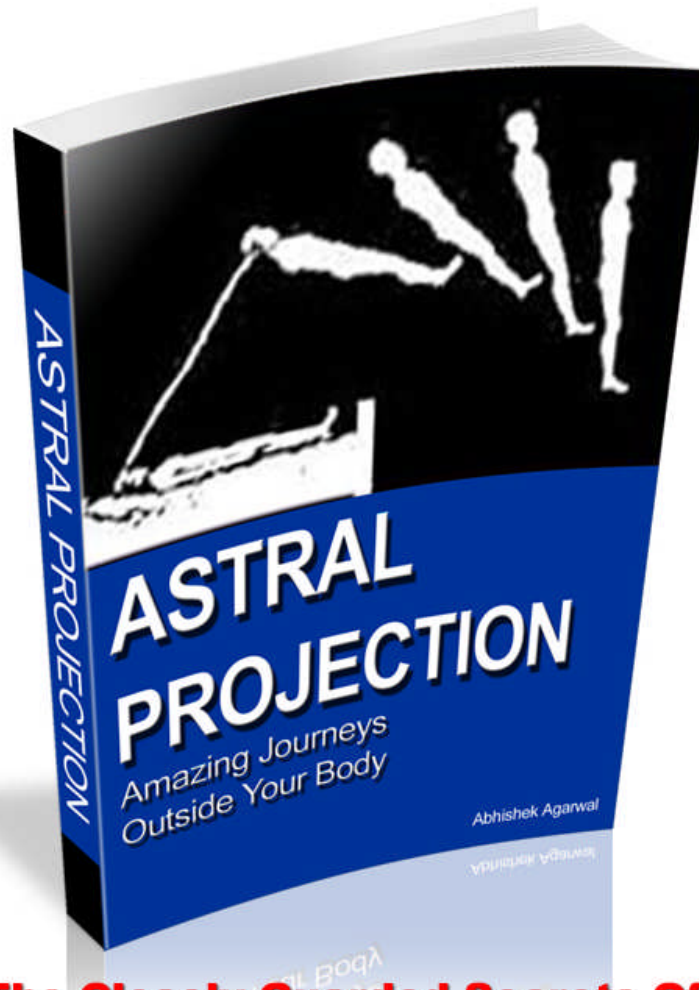


CAMPING WORLD

America's RV And Outdoor Store

Learn The Art Of Leaving Your Physical Body!

Download
Today!



"Learn The Closely Guarded Secrets Of Safely Leaving Your Physical Body And Traveling Anywhere You Want To! Learn How To Get Free From Your Physical Body Limitations... Within 30-60 Days!"

DOWNLOAD NOW

Contents

| | |
|---|----|
| How To Plan And Budget The Fishing Trip Of Your Dreams | 9 |
| Local Fishing Trips | 12 |
| Off-Season Fishing Trips | 13 |
| Day Trips | 15 |
| Campgrounds Instead Of Hotels | 17 |
| Group Discounts | 18 |
| Planning A Fishing Trip Within Another Trip | 19 |
| Fishing As A Sport For Thousands Of Outdoor Enthusiasts | 25 |
| Top Sport Fishing Regions Of The World | 26 |
| Join The Worldwide Community Of Sports Fishing | 27 |
| Fishing For Sharks | 30 |
| Shark Fishing For Dummies | 32 |
| Hawaii Charter Fishing | 34 |
| Charter Fishing In Hawaii | 36 |
| Blue Marlin Fishing | 38 |
| Blue Marlin Fishing - The Fight Of A Lifetime | 40 |
| Preparing For The Taxidermist | 42 |
| Taxidermy: The Hunters' Art Form | 44 |
| Kokanee Salmon Ice Fishing | 46 |
| Kokanee Salmon Ice Fishing | 48 |
| Picking The Right Boat | 50 |
| Buying A Boat - Basics For Beginners | 52 |
| Deep Sea Fishing Tips | 55 |
| The Adventure Of Deep Sea Fishing | 57 |
| Tips On Buying Fishing Boats | 60 |
| What To Look For When Buying Your First Fishing Boat | 62 |
| Fishing Game: Nature's Playground | 64 |
| Game Fishing - It Takes A Reel Man | 66 |
| Fishing In China | 68 |
| Itching For Fishing In Hong Kong? | 70 |
| License To Fish | 72 |
| Did You Know You Need A Fishing License? | 74 |
| Purpose Of Fishing Rod Holders | 76 |

Fishing Mastery!

| | |
|--|------------|
| Why Should I Use A Fishing Rod Holder?..... | 78 |
| 5 Useful Tips On Trout Fishing..... | 80 |
| Want Better Trout Fishing?..... | 82 |
| Fishing With Children..... | 84 |
| Build a Better Family - Take the Kids Fishing!..... | 86 |
| Trout Fishing: Being Successful..... | 88 |
| Rainbow Trout Fishing..... | 90 |
| Trout Fishing Secrets..... | 92 |
| Enjoy A Trout Fishing Vacation..... | 93 |
| Trout Fishing Techniques..... | 94 |
| Trout Fishing Baits..... | 95 |
| Trout Fishing From The Shore..... | 97 |
| Trout Fishing In Freshwater..... | 99 |
| Enhancing Your Trout Fishing..... | 101 |
| Trout Fishing During Springtime..... | 102 |
| Let's Go Trout Fishing..... | 104 |
| Trout Fishing: A Rare Winter Sport..... | 106 |
| Fall Trout Fishing..... | 108 |
| Trout Fishing In New Zealand..... | 110 |
| Salt Water Trout Fishing..... | 112 |

How To Plan And Budget The Fishing Trip Of Your Dreams

Planning Your Next Fishing Vacation

As with any vacation, fishing vacations can cost a considerable amount of money. Planning your next vacation six months or even a year in advance will allow you to save money and give you enough time to purchase equipment, figure out who will be going with you, and find ways to save even more.

During the planning phase, you should spend time gathering brochures, visiting web sites, and narrowing down your choices as to where you want to go and the type of water you want to fish in. Because you will have to buy specialized equipment for both freshwater and saltwater fishing, it is best to decide which type of water to fish.

If you are planning your trip with a group of other fishermen, comparing locations, taking a vote, and coming to a decision as quickly as possible will allow you to save money and make the entire trip less stressful. If planning with a group, you should determine the following:

- Favorite places to fish
- Inexpensive places to fish
- Number of people going on the trip
- When everyone is available to go on the trip
- Equipment everyone already has
- Equipment that will need to be bought
- Accommodations while on vacation
- Group budget for food, gas, and other necessities

Fishing Mastery!

By talking as a group and allowing everyone to give their input, not only will the trip be less stressful, you may also be able to save money. Why buy equipment that people already have? By pooling your resources, most of the equipment costs should be covered.

Creating a fishing vacation budget where everyone contributes money, you will be able to buy bait, gas, food, and other items along the way. While individual members of the group should be allowed to buy any extras they want, the group as a whole should not go over their budget.

Once you have determined where you will be fishing on your vacation, it is time to make reservations, ask about group discounts, and take stock of any additional equipment that will be needed. Creating payment phases will help everyone be able to pay a little at a time so the trip will not end up becoming too much to pay for. If a deposit is required for a cabin or a hotel room, set a date when everyone is to pay their part of the cost.

Keeping detailed notes and updating the group if anything changes or when the date of the trip is drawing near is a good way to stay connected to the group and make sure that everything is ready when the fishing trip date finally arrives.

While you cannot plan for everything, you can plan for most things, especially when going on a group fishing trip.

If you and your group are on a budget, you should look into the following options, which will save you money:

- Local fishing trips
- Off-season fishing trips
- Day trips
- Campgrounds instead of hotels
- Group discounts

Fishing Mastery!

- Planning a fishing trip within another trip
- Using brochure coupons
- Benefits of browsing online
- Renting a boat instead of buying one
- Timeshares
- Reusing Equipment

These options may save you a lot of money because they are creative and innovative ways to take a fishing vacation. These ideas will work for large groups, small groups, individuals, and families.

Local Fishing Trips

If you are on a budget, but you want to get a few days of fishing in while on vacation, you can choose to stay local. With so many lakes, rivers, streams, creeks, and ocean access, you have many choices that you can drive to and not have to spend extra money extravagant hotels or cabins.

Research local lakes in your area to see if there are any that interest you. If you live near the ocean, you can easily plan a fishing trip. For most people, a day's worth of fishing is enough for them. But if you want to stay for a few days, you may be able to find a lower cost hotel. Keep in mind that you will be fishing most of the day, so staying at the best hotels is not necessary.

Local fishing trips can be very exciting. They will give you a chance to:

- Learn more about where you live
- See more of the local landscape
- Save money by not having to stay overnight
- Revisit a favorite local fishing spot

It is a good idea to also research the fish that live in your area as this may determine where you want to go. Since fish are regional, you may be lucky enough to live in an area that is filled with different types of fish. Using equipment you already have, this is one fishing vacation that will not cost you much, but it will be one you will remember for a long time.

Off-Season Fishing Trips

Another way to save money on fishing vacations is to look into off-season trip options. Off-season fishing vacations means fishing in waters that are not as populated by fishermen. Those who have rental properties, boat rental companies, and hotels will reduce their prices at this time because they want to attract people who are interested in saving some money on their vacation.

Off-season is different for certain regions and breeds of fish, but typically, the off-season starts at the end of the summer and continues until the beginning of winter. It will pick back up again after the New Year and into the early spring. As a rule, many people begin taking their vacations after Memorial day, which is the last weekend in May. This is the start of the busy season.

In order to save money, you can choose to rent a cabin or a boat during the off-season. While this time of year may affect the fish population, overall, you will be able to get in a few good days of fishing.

The best way to take advantage of off-season fishing vacations is to do your research. Find out when prices will begin to drop, where the best fishing is, and how much you can spend.

You may or may not have to make reservations during the off-season, but you should call ahead just to make sure. While you will save money, making reservations is recommended because someone else may have the same idea you have about an off-season vacation.

When planning an off-season fishing vacation, you should:

- Call cabin rentals, boat rentals, and other hotels to find out when prices are the lowest
- Research past weather patterns to determine when the weather will be clear
- Decide how long you want to stay

Fishing Mastery!

- See if you have the appropriate clothing and fishing equipment for fishing in the off-season

If you enjoy being around fewer people, colder weather, and catching different types of fish, then you will want to plan an off-season fishing vacation.

You will be able to watch migration patterns, get a new perspective of the landscape, and adapt to the fishing conditions. Off-season fishing vacations are not for everyone, so be sure about what you want when planning your vacation.

Day Trips

If you are on a budget, but still want to go fishing, consider taking a day trip instead of paying for a week long vacation. These trips will take you only a few miles from home, but you will be able to get a whole day's worth of fishing in.

When planning a day trip, you can plan in advance or you can plan within a few days. If you have fishing equipment, the ability to take time off from work, and gas and food money for the day, then there is little else to stop you from having a great day of fishing.

Day trips are usually taken by individuals or pairs of fishermen. This is because people cannot always take the same amount of time off from work or from other obligations.

When planning your fishing day trip, you should:

- Have all of your equipment ready to go the night before
- Get directions beforehand so you know where you are going
- Leave early so you can get a full day in
- Use GPS equipment to find fish faster and plot resting points and other places of interest along the way
- Try not to feel rushed even though you only have one day

Day trips are a great way to unwind, forget about stress, and save money. For those who enjoy fishing during a particular time of year, plan your day trip so it falls during this time.

Some of the pitfalls of day trips include:

- Bad weather

Fishing Mastery!

- Emergency
- Work related matters
- Equipment issues

But most people who get to enjoy the day trip and take advantage of it whenever they can.

Campgrounds Instead Of Hotels

One way to save a lot of money on a fishing vacation is to stay in a campground instead of a hotel. Not only are campgrounds less expensive, you may also be able to find one that is close to the water. This will make getting ready to fish the next morning much easier.

While you will have to bring extra equipment for camping, you will still save money on a hotel room and eating at restaurants and diners along the way. Equipment you will have to bring includes:

- Cook stove
- Food
- Tent
- Blankets
- Fishing equipment
- Pots/pans
- Utensils
- Paper supplies

Even though you will have to sacrifice comfort in order to save money, campgrounds can be a lot of fun for you and your family and friends. For those who plan on fishing most of the day, staying in a campground is not that big a deal.

If you are planning a group fishing vacation, you should call the campground in advance and make a reservation. This is especially true during the warmer months. Being able to have a place to stay after traveling is a relief.

Group Discounts

When traveling with larger groups (ten or more), ask for group discounts at campgrounds, hotels, boat rental companies, and cabin rentals. You will be surprised by how much you can save.

Many places offer group discounts, but they don't advertise them. Asking can never hurt, so you should always ask for a discount when traveling with a group.

Types of group discounts include:

- Park admissions
- Fishing licenses
- Hotels
- Hotel restaurants
- Campgrounds
- Public attractions
- Certain fishing equipment

With the money you save, you will be able to spend in other ways. A nice dinner at the end of the trip, upgraded hotel rooms, and other luxuries may become available.

Planning A Fishing Trip Within Another Trip

Trying to sneak in some fishing during another trip is a way to save money by combining two trips in one. If you want to travel with your family and you will be staying near a lake or a river, you can incorporate fishing into the vacation activities. This is also a good way to expose children and others to fishing.

When trying to combine trips, you will have to speak with others who will be on the trip to see if fishing is an activity they will want to participate in. Many people are excited to try something new or participate in an activity they already enjoy.

When planning two trips, you should:

- Find out as much as you can about the area you will be traveling to. This will give you an idea about the types of fishing you can participate in.
- Book boat rentals in advance so you will be able during a specific time.
- If staying in the area for a few days, see how much time you will have for fishing and schedule it in advance with family and friends
- Bring the equipment necessary to fish. Don't spend time buying new equipment unless you absolutely have to
- Enjoy all facets of your vacation even if you don't get to spend as much of if fishing

It is important to coordinate activities when planning two trips. While you want to have enough time to fish, you don't want to miss out on other activities. Having a plan in advance will help you make the most of your time.

Many people fish while they are on vacation. This is sometimes the only time they have. Whether it is on a boat or just fishing from the shore, being able to enjoy a hobby while on vacation is a way to reduce stress and relax.

Fishing Mastery!

Planning a trip within a trip will help you save money. You will not have to spend money on extra hotel nights or take more time off from work. This is a great way to accomplish many things while on vacation.

Using Brochure Coupons

As you gather brochures and other marketing materials from fishing vacation parks, lakes, and ocean vacation rentals, you may find coupons that are worth taking advantage of. Saving money on lodging, boat rentals, and other items is a great way to afford a fishing vacation. When considering redeeming coupons, you should:

- Ask any questions you have about the terms
- Find out when you can use them in order to get the full discount
- Find out if there are any other specials available
- Ask about accommodations, rentals, and other items that are discounted to make sure they are what you are looking for

Coupons are usually available for use at any time during an establishment's busy season. While you do not have to arrange your fishing vacation around these times, you should consider them as a way to save money. But if you wait until the off-season, you may save even more money.

Visiting or contacting tourist bureaus is another way to receive coupons to local places in the area. If you will be vacationing for a few days, you will be able to save money on food, activities, tourist attractions, and much more.

Benefits Of Browsing Online

Another way to find valuable coupons and save money is by researching places to stay, boat rentals, and other activities online. Most businesses have web sites. In order to bring in more

Fishing Mastery!

customers, these businesses offer special deals that are available online. You can find the following deals online:

- Hotel stay
- Boat rental
- Cabin rental
- Tourist attractions
- Bait and tackle
- Campgrounds

While browsing online, you will also be able to compare prices, amenities, and location in order to choose the right accommodations for your vacation. If you need to rent a boat while on your trip, you should also research boat rental companies in order to find the best deals.

The internet is a great way to being planning your next fishing trip. Web sites are filled with pictures, contact information, and articles about fishing. you will be able to save money by comparing places, taking advantage of specials and deals, and seeing prices up front.

Renting A Boat Instead Of Buying One

Even though most fishermen would like to own a boat of their own, boats can be very expensive and difficult to store when not using it. If you want to buy a boat in order to take more fishing vacations, you may save money by renting instead.

Finding deals online and in print will help you pay for boat rental while you are on vacation. There are many types of boats you can rent by the day or the week that will allow you to have a great time fishing.

Fishing Mastery!

When you rent a boat, you will not have to worry about towing a boat, cleaning it after use, or making sure that it returns home in one piece. By renting a boat, you will also be able to try different types of fishing by being able to travel to different bodies of water.

Even if you live near a body of water, you don't have to buy a boat until you are financially ready.

When renting a boat, you should:

- Be aware of extra charges for insurance, deposit, and other charges
- Find out if it is less expensive to rent by the day or the week
- Make sure all safety equipment is on the boat
- Find out when you need to bring the boat back

Renting a fishing boat for a few days can be a great experience and one you should consider when planning your vacation.

Timeshares

If you are interested in owning a timeshare by a lake or the ocean, sign up for a free seminar. The company will pay for travel and hotel costs while you are visiting. Not only will you learn about timeshares, you will also be able to fish during your free time.

Since most time share presentations are over the weekend, you will be able to find the time to fish.

Even if you don't buy into a timeshare, you will be able to enjoy a small vacation.

When going to a timeshare seminar:

- Ask questions if you have them

Fishing Mastery!

- Find out everything you can about timeshares
- Be honest and tell the sales person if you are truly interested or not in a timeshare
- Find out in advance the types of fishing they have and bring your equipment
- Most timeshare companies want you to take advantage of everything an area has to offer, so make sure you do

Timeshare seminars can be a good way to visit a new area to see how the fishing is. These trips will save you money and you may end up liking the area.

Reusing Your Fishing Equipment

One of the easiest ways to save money when on vacation is by reusing equipment instead of buying new equipment. Many times when people go away on vacation, they buy new clothing and other items. This is an unnecessary cost especially if you recently bought new fishing equipment.

If the equipment isn't damaged, torn, or bent, then use it again.

When on a fishing vacation, you may be a little reckless with your equipment. Bringing older equipment may be the answer as you will not be as concerned about losing a lure or snapping fishing line.

Conclusion

With the proper planning, you can save money on your next fishing vacation. Since there are many expenses you will have to pay during your lifetime, being able to save money on vacations will allow you to spend a little extra on travel expenses including lodging and food.

Making a priorities list when planning your fishing vacation will help you decide what is the most important. You should list should rate in order from least to greatest:

Fishing Mastery!

- Accommodations
- Length of vacation
- Other activities
- Destination

Spending the money in places you want to will allow you to have a much better vacation.

Fishing As A Sport For Thousands Of Outdoor Enthusiasts

The community of sport fishing enthusiasts is an ever-growing phenomena, and there are a number of activities, competitions, and events that take place around the world for fishermen of all skill levels. Fishing is a sport for many avid outdoor enthusiasts, and has changed the way people pursue fly fishing, catching and eating fish, and entering competitions.

Sport Fishing Basics

Anglers and fishermen of all skill levels can take part in formal training through sport fishing schools, but many learn the tricks and techniques of the sport through firsthand experience. Group excursions and charter explorations can be an opportunity for learning, and sport fishing basics can be mastered over time. The key building blocks for most sport fishing students and ongoing learners include techniques about:

- * Knots
- * Wire Twists
- * Hooks
- * Tackle Maintenance
- * Wind-on Leaders
- * Crimps
- * Splices
- * Building Riggs
- * Angling techniques
- * Learning basic equipment

Seminars, classes, and boat shows are all valuable resources for learning and developing the basic skill set.

Top Sport Fishing Regions Of The World

Sport fishing can take place at a number of locations and regions of the world, with the most popular areas in Hawaii, South Florida, Alabama in the U.S., and regions of Costa Rica in South America. Europe and Canada also offer a variety of hotspots.

The Great Lakes region in the U.S. offers a variety of programs, charter boats, and tournaments for millions of fishermen from around the world. Top tournaments sponsored by sport fishing associations and groups include:

- * Midwest Sportsman
- * Great Lakes Sport Fishing Council
- * Great Lakes Indian Fish and Wildlife Commission

In Canada, outdoor adventurers can gather along rivers in British Columbia, Ontario, and Quebec. Target fish in this region include rainbow trout, lake trout, northern pike, and muskie.

New Zealand is another popular region for rainbow trout, salmon, and flying fish. Key areas include Taupo, Tongariro, Waimakariri, Whakatane, and Matura.

The major lakes in the Great Lakes region include Lake Superior, Lake Michigan, Lake Erie, Lake Huron, and Lake Ontario.

Game Fishing Resources

In addition to regional and national events, many game fishing and sport fishing associations can help the sport fishing enthusiast enhance their skills and learn more. Valuable game fishing resources include:

- * Sword fishing Central for online forums, photo galleries, and information on tournaments
- * Florida Fishing Forums for tips, beach reports, diving, and charters
- * International Game Fishing Association for the conservation and education of sport fishing

[Join The Worldwide Community Of Sports Fishing](#)

Summary: Even the sports fishing novice can find plenty of great game fishing experiences if he knows where to look. Here are some ideas about how and where you can sharpen your sports fishing skills.

Hundreds of thousands of sports fishers enjoy fishing-oriented events, competitions, and fishing expeditions designed for all levels - from novices to well-seasoned game fishermen. The perfect practice for people who love being outdoors in nature, enjoy quiet solitude or building close relationships with a few friends, and thrive on the challenge of learning the skills needed to attract, catch, and land the ever-evasive fish.

Opportunities to Learn Sport Fishing Basics

Anglers (who use a hook to fish) and other fishermen at all skill levels have a variety of ways to learn their craft. While many fishers learn the sport by first-hand trial and error experience, fishing schools are a great way to learn the basic techniques, whether you're interested in game fishing, fly fishing, ice fishing, or rock fishing. Fishing guides not only teach you how to get the best results, but they show you where you can find the fish you're after. Joining a group of more experienced fishers or a fishing charter tour will help you learn from the more experienced while you enjoy a group fishing adventure. You can even pick up tips and techniques when you visit boat shows!

No matter how you learn, your sports fishing education should include techniques for:

- * Knots
- * Wire Twists
- * Hooks
- * Tackle Maintenance
- * Wind-on Leaders
- * Crimps
- * Splices
- * Building Riggs

Fishing Mastery!

- * Angling techniques
- * Learning basic equipment

Popular Sport Fishing Spots

In the United States, locations people choose for sports fishing depend on the type of experience they want and the species of fish they want to catch. Inland freshwater fishing, where sports fishers enjoy casting, working with exotic lures, and gathering the food for a great fish fry, is best in cool-weather climates. But warm-water streams, rivers, and lakes also offer abundant rewards.

Inland freshwater fishing offers good eating species like trout, bass, catfish, crappie, minnows, sunfishes, and carp. Among many popular inland locations for sports fishing are:

- * Chattooga River near Clayton, South Carolina
- * Owens River near Mammoth Lakes, California
- * Jacks River near Knoxville, Tennessee
- * Mountain streams at Slate Run, Pennsylvania
- * Deerfield River near Charlemont, Massachusetts
- * Conasaugua and Jacks Rivers near Crandall, Georgia
- * Cranberry River near Richwood, West Virginia
- * Upper Connecticut River near Pittsburgh, New Hampshire
- * North Branch of the Potomac River near Bloomington, Maryland
- * South Platte River near Denver, Colorado
- * Lake Eufaula near Eufaula, Oklahoma
- * Great Lakes

American sport fishers who want to stay in the States and enjoy the challenges of saltwater fishing find great spots in harbors and on coastlines as well as out in deep ocean waters. Just a few of many popular locations for game fishing, where sports fishers seek the bigger, faster adversary include:

- * Cape Cod, Cape Ann and Buzzards Bay, Massachusetts
- * Charters from Atlantic City, New Jersey

Fishing Mastery!

- * Long Island, New York
- * Narragansett Bay, Rhode Island
- * Albemarle Sound, Cape Fear, and Cape Lookout, North Carolina
- * Middle Chesapeake Bay
- * Charleston Harbor and Winyah Bay, South Carolina
- * Apalachee Bay and Apalachicola Bay to Cape San Blas, Florida
- * East Cape To Naples Bay, Florida
- * St Joseph, St Andrew and Choctawhatchee Bays, Florida
- * Tampa Bay to Crystal River, Florida
- * Mouth of the Mississippi River, near Venice, Louisiana
- * Corpus Christi, Texas
- * Matagorda Island to Aransas Pass, San Antonio Bay, Texas
- * Matagorda to Aransas Pass, Carlos Bay to Redfish Bay Texas
- * Mississippi Sound to Cat Island Lake Borgne, Mississippi
- * Laguna Madre, Texas
- * Channel Islands, California
- * Baja California, Pacific Side
- * Mission Bay and San Diego Bay, California
- * Santa Catalina, San Clemente Islands, California
- * Alaska Coastline, anywhere
- * Hawaii Coastline, anywhere

Florida, the Gulf of Mexico, Alaska, and Hawaii are among the most popular game fishing locations internationally. And sports fishing can be found near any major international port and near mature reef systems. For sports fishers who want to get experience outside the United States, just a few of many popular locations include:

- * Caribbean Islands
- * Offshore Mexico, particularly Baja California
- * Eastern Coastline of Australia
- * Costa Rica
- * Egypt
- * Samoa
- * Tahiti

Fishing For Sharks

It seems like every sport has a category that is set aside for the extreme. Believe it or not, there are some that were not deterred by the movie Jaws and they choose to seek out sharks instead of run from them. If you are so bold as to take on shark fishing, you should understand some basics before hitting the open sea.

If your goal is to actually catch a shark, the best time to do it is in June. The temperature is not too hot and it will attract more of the predators you seek. If you decide to fish for sharks in the middle of the summer, you should be aware of water temperatures and try to find the coolest spot possible.

When you plan a shark-fishing trip, you need to be prepared. Many people would advise keeping a checklist beforehand in order to help you with preparation. Some things that you should include when packing for your trip are chum and proper gear. Your rods and reels should be able to handle a three hundred fish or greater. Typically, you should plan to fish with three to five baits in the water at a time. Therefore, you will need many rod and reel setups to accompany the ratio of bait.

The best rod to use is a fifty to eighty pound class rod. You should not forget your harness and safety straps (you do not want to fall overboard and become live bait). In addition, you want to remember your bait and chum. Running chum is the most effective way to trap a shark so be prepared for a mess onboard.

It is important to know what species of shark you are wanting to fish. Different sharks swim at different levels and temperatures. In order to set a shark trap, you will have to tie your farthest bait off the bow rail with a flat line clip. Make sure that the line is out of the way and stay in the highest rocket holder on the particular side of the boat from which you are fishing. You should attach your bait, attach a weight or balloon on the line, and plunge it approximately eighty feet. The second rod's bait is set down sixty feet while resting in the trolling holder; this line is also attached to the midship with a rubber band. The third line is set down thirty feet with no balloon but rather free bait. You should make sure that your drags are loose so that you will be alerted

Fishing Mastery!

early by the clicking sound of the reel. If you color code your balloons, it will be easier to tell which rod is being pulled.

Once you have waited and finally caught your shark, be prepared. Sharks will have different temperaments and act according to their agitation. Some sharks have been known to slightly drag the bait before they swallow, while other sharks will run at the boat, run in the opposing direction from the boat, or come right up to the boat. If you need a harness, make sure that the harness is safely attached to the boat and the reel.

Once you have the shark close to the boat, your experienced sidekick will be able to help. You will want to hand wire the shark into the boat. Hand wires are meant to be sturdy and they will not break if you are attached to them. Do not wrap the wire around your hand because you want to be able to let go of the wire easily if you have to. If you are keeping a shark, you will need to gaff and rope it by its tail.

Remember that you should only keep a shark if you have plans to eat it, use it in a tournament or if you believe it is a contender for the world record. You can take a picture with the shark without killing it.

Shark Fishing For Dummies

Summary: Here's a brief look at some of the things you'll need to plan for when you go shark fishing.

The movie Jaws instilled a deep fear of the mighty shark in most Americans, but game fishers aren't a bit shy about shark fishing. But before you set out on that shark fishing adventure on the open sea, there are a few things you should know.

Sharks dominate the high seas because they are the ultimate predator. They never stop moving, and they never stop looking for the next meal. And they're not too picky about what they eat, so most any bait will do. That makes them excellent prey for game fishers.

If you want to catch a shark, seek warm, not hot, waters. In the Northern Hemisphere, June is a great time for shark fishing. Later in the summer, it may be too hot for good shark fishing.

When you pack for your trip, remember that you'll need special gear. You'll need several rods and reels, enough to keep anywhere from three to five baits in the water at once. You'll need more rods than that to be sure you can rotate your gear to keep several baits out. Your spinning reel should be able to handle 300-400 yards of 40-pound test line at a minimum. A heavy-action rod of 10 feet or more is what you'll need.

The best rod is a 50-80 pound class rod. And you'll definitely want to have a harness and safety straps. Sharks are powerful creatures, and you really don't want to get pulled overboard and become the bait yourself! The best bait is chum (seen any TV lately?), and it's a mess. Be prepared to handle some pretty smelly, awful stuff if you want to do some serious shark fishing.

What species of shark are you fishing for? Different species swim at different depths and temperatures. And, of course, they vary greatly in size and power. To set a shark trap, you'll need to set your first bait at the bow rail with a flat line clip. Keep the line out of the way of other lines in the highest rocket holder. Attach the bait, and use a weight or balloon on the line, maintaining the bait at about 80 feet depth. The bait on your second rod should be set for about 60 feet, and set the rod in the trolling holder. Your third line would then be set for about 30 feet

Fishing Mastery!

depth, using no weight or balloon, but free bait. Be sure your drags are loose so that you can hear the alert of the clicking reel once you get a bite. Color-coding your balloons is a good way to know which rod is getting some action.

Once you hook your shark, be prepared for some hard work. Shark species have different temperaments, but they'll fight hard to free themselves from your hook. Sharks frequently drag their prey down before swallowing it, so you may have to let a lot of line out and then work it back in slowly as you reel in your catch. Some sharks may run at your boat or in the opposite direction from your boat. Some will even come up near to your boat. Whatever they do, wearing a good harness will keep you safe. Be sure your harness is safely and securely attached to both the boat and your rod and reel.

When you've pulled the shark closer to the boat, you'll probably need some help. Hand-wire the shark into the boat. Hand wires are sturdy and are not likely to break, especially if they're attached to your harness or gear. But be careful not to wrap the wire around your arm or hand so you can let go of it quickly if you need to. If you plan to keep your shark, have equipment at the ready so you can gaff and rope it by its tail.

Many species of shark are endangered in today's high seas, so only keep your catch if you plan to eat it or if you think you could win a world's record. If you want a trophy, take a picture of you with your live shark and then release it. Shark fishing is an exciting adventure, but killing the shark may not be the most responsible end to the trip.

If you're an inexperienced shark fisher, it's a good idea to rely on the experience and advice of your shark fishing charter captain and crew. You'll learn a lot while gaining some valuable experience. You can also find a lot of information about shark fishing on the Internet, so do your homework. Be prepared for a challenging, exciting adventure!

Hawaii Charter Fishing

Sometimes the hardest thing about going on vacation is the overdose of downtime. You want to find enough things to do to keep you busy, but not too much to where you feel overloaded.

Chartering a fishing boat has its advantages, but on the island of Hawaii, it is a day trip that you do not want to miss. There are certain basics when chartering a boat, but since Hawaii is not just a hop, skip and jump away, you want to make your plans ahead of time while having all of your questions answered.

First of all, you will need a boat. Hawaii has hundreds of charter boats throughout the islands, so availability will not be an issue. The companies that charter boats have certain criteria that they have to follow in order to run their business. The boat must be inspected for proper gear, maintenance, and repair history. They are also inspected for their experience level. No one wants to pay for a charter and catch a fish that the crew cannot handle.

The charter trips are typically broken up into various price categories. Prices will vary depending on where you are staying and where you want to fish. For instance, Kona has the lowest prices but the most competition for marlin fishing while Lahaina is the most expensive.

If you are concerned about the fish, do not worry. Most of the charters will succumb to whatever you want to do with your catches. If you want to take them home or if you want to cook them for dinner, it should not matter as long as you make your requests up front. Hawaii does have a deep-rooted tradition of selling Billfish and this concept offends many anglers. Today, many charters are willing to throw the Billfish back (at the customer's request), but don't be surprised if this is not the case.

You should also know that when you charter a boat, you are not chartering fish. A charter is to allow you to have an experience out on the water enjoying the scenery and trying to catch a fish. Fishing is a sport where there are no guarantees and there is no way of predicting where fish will be and when. If you charter a boat with the expectation of a refund for a bad catch day, you will be disappointed. There is no charter trip that will refund your money for a lack of fish on a given day.

Fishing Mastery!

Some of the things that you will need when you charter a boat for the day are not what you may expect. Most boats will provide you with tackle and equipment, but that is it. You are expected to bring your own snacks and drinks. You should also invest in some Bullfrog sunscreen, which is waterproof and commonly used on boats. Another good tool essential to fishing are sunglasses. Your sunglasses should be polarized so that you can see the fish clearer than other glasses. Lastly, bring an extra towel and t-shirt because you will probably get wet.

Make sure to leave your bananas behind. Hawaii, as well as many other fishing places, has a strict policy against bananas being onboard. They are thought to bring bad luck, so do not try to test this theory or your day may be extremely unpleasant.

Hawaii can be a little more difficult to plan a fishing trip on the spur of the moment because the locals usually have conflicting opinions. Try to do some research on the islands that you want to fish and then book a charter through a major company that has a trusted record.

Charter Fishing In Hawaii

Summary: Charter fishing in Hawaii is a wonderful adventure. If you're planning on some game fishing during your Hawaii vacation, you'll need to consider these factors.

It may not make sense at first, but sometimes getting bored is a challenge during a vacation. Sure, you want to have plenty to do, but you don't want to be rushed or overloaded either. There's a temptation not to plan vacation time, with the consequence of having way too much downtime. It may not make sense either to run out of things to do in Hawaii. If you're a fishing enthusiast, once you've toured the islands, attended a luau, done a little surfing, and gotten a good tan lolling on the beach, you may find yourself without an interesting activity. Charter fishing in Hawaii is a treat you really shouldn't miss.

Sports fishing in Hawaii recalls tales of long fights and angry marlin soaring to shake off a lure. Hawaii game fishing is reel-screaming, line-snapping, non-stop action you'll never forget. Chartering a fishing boat most anywhere is a great way to get in some good game fishing, but in Hawaii, it's a day-trip you can't afford to pass up. Here is a little advice that might make your Hawaii charter fishing experience even better.

Because many charter boats sell their catches to subsidize their charter business, you may find charter fishing in Hawaii much less expensive than you expect. There are hundreds of boats available for charter throughout the Hawaiian Islands, so there won't be a problem finding a vessel. Charter companies in Hawaii have to meet specific requirements to license their business. Their boat must have been inspected for the proper gear, and they must maintain maintenance and repair history records. They also have to document their skill level with big-game fish. You can ask to review these records if you're a real stickler.

The cost of charter fishing in Hawaii varies depending on where the charter is based and where you want to fish. Near-shore trips will be less expensive than those farther out on the ocean. If you're marlin fishing, Kona will offer the lowest prices, and Lahaina will be the most expensive.

Don't worry about having enough fish to bring home. Because most charters also do their own fishing on the trip, the take will most likely be abundant. Just let the charter fishing captain know

Fishing Mastery!

what you want to do with your catch before the trip begins. However, you may get some resistance if you want to through fish back. Also, don't expect a refund if you don't get the catch you wanted. Your fee is for renting the boat and crew, not for the fish you actually catch.

When you charter a fishing boat in Hawaii, the charter fishing boat will usually provide your fishing tackle and equipment. But they'll expect you to bring your own food and drink. They won't provide sunscreen either. Waterproof Bullfrog sunscreen is normally used on boats, and we recommend you invest in some. The sun can really damage your unprotected skin on the high sea near Hawaii. And be sure to bring along a pair of polarized sunglasses so that you can see the fish clearly without damaging your eyes. Finally, you'll need to bring along some extra clothes, as riding the high seas near Hawaii is a very wet proposition.

You might be surprised to know that you won't be able to bring aboard bananas. Not just in Hawaii, many cultures think bananas onboard is bad luck. Why tempt fate? Leave your bananas at the hotel or in your beach house.

It's not as easy to do last-minute charter fishing in Hawaii as on the mainland. You'll need to do your homework, learning where the best places are for the fishing experience you seek. You'll also need to check out the record and reputations of specific charter fishing companies. You'll find plenty of information on charter fishing in Hawaii on the Internet, so take advantage of this rich resource.

Blue Marlin Fishing

Marlins are characterized as big game saltwater fish. The average weight of a blue marlin is anywhere from one hundred to five hundred pounds. Their bodies can reach the length of ten feet and they are mainly found in the Pacific, Indian, and Atlantic Oceans. The blue marlin is known for its ability to fight, so you must be willing to match the marlin's will to live in order to take the sport seriously. Just like any other fish, the importance of learning the habits of the blue marlin is essential before trying to make them submissive to a hook.

When marlin are in their primitive habitat they will feed on many things including mullet, cero, whole ballyhoo, dolphin, flying fish, bonito, skipjacks, squid and Spanish mackerel. The reason for understanding the marlin's eating habits is to know what bait will be useful to catch these mammoth fish. Any combination of the aforementioned fish will be more than sufficient bait when trying to catch your marlin.

A simple technique used in marlin fishing is the lure of the "bonito" bait. You take the bonito and hook it through the tops of their eye sockets. The bonito will stay alive for hours, making your job more about patience.

Make sure that you have half of the line on your reel because marlin have a stubborn streak and they will try to fight you until you are tired or are dragged under by the weight and persistence. Wheel in your line consistently after the marlin first takes a bite of the bait. If your line seems to be too tight, loosen up the slack in order to give the marlin a little more room. This technique will also allow you to take a small break here and there. Loosening your line will also decrease the chance that the line will break, which is a common cause of anglers losing their game.

Another traditional method for finding marlin is the study of their behavior. Marlin will usually follow schools of fish. They will also be more susceptible to trolling. Trolling is simple enough if you employ logic when you use the method. For instance, if you spot a marlin following a school of fish, do not drop your bait in front of the fish because they will scatter and scare the marlin. If the sun is positioned in front of the marlin, he will be oblivious to your bait because he will be unable to see it.

Fishing Mastery!

The best way to find marlin is through the use of modern technology. An ultrasound sensor is a tool that is used to spot marlin. However, the gadgets for fishing are not cheap. Unless you are someone who is dedicated to solely fishing for marlin, be careful of the purchases that you make. Often times companies will make products that are specifically designed for a certain type of fishing, in a certain location, or even a region. Make sure that you do your research before you buy any electronic fishing tool.

The one thing to keep in mind about marlin is their will to survive. A fight with a marlin could last for hours without the slightest bit of relief. If at any time you feel like you are becoming exhausted and the fish is still going strong, cut the line. If you land a blue marlin you will feel an exhilarating sense of accomplishment, but there is no achievement that should allow you to put yourself in danger at any time. Marlin fishing should be a hobby, but it is a hobby that should be approached with intelligence. You should always know the strength of your opponent before you take the challenge of a fight. The marlin is a beautiful fish, that if you become good enough, can make you a lot of money, but it will take a will that matches the fish to beat the fish.

Blue Marlin Fishing - The Fight Of A Lifetime

Summary: Deep sea fishermen prize the speed and spirit of the blue marlin. Here are a few tips that may help you land a rare and magnificent blue marlin.

Marlin are popular salt water big game fish that weigh from 100-500 pounds with bodies that can reach 10-13 feet in length. They're found in all major oceans, the Pacific, Indian, and Atlantic. Blue marlin are well-known fighters and, therefore, a favorite for deep sea sports fishers. To catch them, you must know their habits and character.

Also called blue-water fish, marlin spend most of their lives far out at sea following warm ocean currents for thousands of miles. Blue marlin are the most tropical marlin out there. Cobalt blue on top and silvery white on bottom, they have a lethal spear-like upper jaw.

Preferring surface water depths, they're one of the fastest fish in the ocean, clocking up to 56 miles per hour. Becoming rarer all the time, they're not yet considered an endangered species. Their meat is a delicacy, especially in Japan, and they're something of a Holy Grail for sports fishermen. However, most sports fisherman catch and release these days.

Although they're believed to live as long as 15 years, it's hard to find one over 10. And the trophy fish are always female, as males don't often exceed 300 pounds.

In their natural habitat, the elegantly beautiful blue marlin feeds on many smaller species that fishermen can use as bait: tuna, cero, mullet, flying fish, dolphin, whole ballyhoo, skipjacks, bonito, Spanish mackerel, and squid. Any of these species, or a combination will give a fishing party plenty of good bait. Fishermen are also successful with brightly-colored lures and teasers.

One simple technique that fishermen use in marlin fishing is the lure of the bonito bait. Placing the hook through the tops of their eye sockets keeps the bonito alive for hours, so practice patience. You'll need half of the line on your reel to fight this stubborn prey. They'll try to tire you out, and it'll be easy given their size and strength.

Fishing Mastery!

When your blue marlin takes the bait, you must reel the line in smoothly and at a steady rate. If the line gets too tight, loosen the slack to give your catch a bit more room. This also gives you a short break to catch your breath and prepare for the next struggle. Loosening the line also helps avoid having the line break, a common way anglers lose their catch.

Another way to catch blue marlin is based on their hunting behavior. Marlin tend to follow schools of fish, where they're more vulnerable to trolling. If you see a marlin doing this, don't drop your bait into the school of fish. They'll scatter, and your marlin will be startled and flee. And if the sun's in front of him, though, he won't be able to see the bait at all.

The best way to locate blue marlin is to apply modern technology to your hunt. While they're expensive, ultrasound sensors are an effective tool for spotting marlin. If you decide to invest in one, be sure you're getting the right thing because many fishing gear companies make products designed specifically for one species of game fish or a specific fishing location. It's a sizeable investment, so be sure you're getting an ultrasound sensor that will pick up and signal on blue marlin.

One important thing to remember about blue marlin is their strong will to survive. Your struggle could last hours on end, far beyond your endurance. If you find yourself becoming exhausted when your catch still has a lot of fight, it's best to cut the line rather than putting yourself at risk. But if you do land a blue marlin, you'll have a real achievement to talk about for years.

Deep sea fishing for blue marlin is a fantastic adventure that requires forethought and intelligence. When fishing for blue marlin, you should be prepared for a worthy opponent and a real challenge. But if you get good enough, you can win a trophy and make good money. Getting good enough to land a blue marlin requires strength of will that matches the fight of this noble deep sea fish.

Preparing For The Taxidermist

Taxidermy, from the Greek for “arrangement of the skin”, is essentially the art of mounting and reproducing dead animals for display purposes. It is a controversial element of life that has long been popular, but with new philosophies springing forth out of new movements, taxidermy may be experiencing a significant decline. Some taxidermists actually arrange deceased animals for study, such as in museums or science labs, but for the most part the industry functions on home sales and home display items.

The practice of taxidermy is generally limited to animals with backbones because the starting point of any taxidermist's process relies on having a solid line to work with, such as the backbone. There have been instances, however, in which effective taxidermy has taken place involving insects or other smaller animals. These instances are very rare, though, and many taxidermists refuse to work with such small animals because of the complications involved.

The quality of taxidermy has certainly become more impressive over the years, with technological advances really adding to the professionalism of the industry. The main goal of a quality taxidermist is to produce life-like results from their work and to create an animal that is as close to replicating the living version as humanly possible. For this reason, preparing for the taxidermist should involve taking incredible care of your animal beforehand so that the taxidermist has as much to work with as possible.

One of the most common techniques that is utilized by a taxidermist is the freezing of the animal. The taxidermist typically uses a large freezer for this, usually something akin to the freezer of a butcher, and freezes the carcass of the animal totally. After this, the taxidermist will remove the skin and put it aside for later use. The skin will eventually be tanned by the taxidermist. The remaining muscle, bone and tissue of the skinned animal is then put into a mixture of plaster that is usually known as “plaster of Paris”. This creates a virtual cast of the animal, from which a foam sculpture is created. The fur and skin of the animal is then placed on to the foam sculpture. Glass eyes, false teeth and other implements are sometimes added to the finished creation, creating as much of a real effect as possible.

Fishing Mastery!

There is also something known as rogue taxidermy. This is the art of preparing animal replicas that are comprised of animals that do not, in fact, actually exist. The typical mandate of most rogue taxidermists is to “showcase the odd” and play on the imagination of a buying public. This interesting subset of taxidermy is often seen as being very creative and very interested in the showmanship aspect of taxidermy, trying to create the most interesting and engaging aspects of taxidermy possible.

Crypto-taxidermy is related to rogue taxidermy in some form. The key difference in crypto-taxidermy is, however, that it is based upon notions of animals that may exist or based upon notions of animals that may be long extinct. This refers to the notion of creating woolly mammoths, for example, or dinosaurs based on the bone structures. This type of taxidermy is also creative, but is mainly utilized in scientific study purposes and is found displayed in museums.

Hunters take animals to the taxidermist because they want to preserve the notions of their kill. This is common among big game hunters especially, as they can preserve the meat for food and can save the skin and fur for display in their homes. It is also popular to have simply part of the body of the animal sent to the taxidermist, such as the head. It is common to see large African animals displayed in the homes of the “Great Hunter” stereotype, as seen in many films and television programs, but this is typically a limited aspect of taxidermy. The real aspects of taxidermy involve a trades-person with expert skills working their magic to make a dead animal look more lifelike.

Taxidermy: The Hunters' Art Form

Summary: Taxidermy is a controversial profession, but taxidermists are highly-skilled, educated professionals who take great pride in their accomplishments.

The word "taxidermy" comes from the Greek "taxis" for arrangement and "derma" for skin. Taxidermy grew from the tanning industry where, by the 1700s, almost every town had at least one tannery. First practiced in the 1800s, taxidermy is the art of mounting dead animals, including humans occasionally, for display. It began when proud hunters began bringing their trophies to upholstery shops to be stuffed. This is where we got the term "stuff animal," although most professional taxidermists would take exception if you called their work "stuffing" instead of "mounting."

Taxidermy is a controversial practice, particularly when the dead animal is used as a trophy, and it appears to be in decline in modern culture. Still, most of the business caters to homeowners, though many taxidermists prepare animals for museums, scientific labs, and zoological displays. To be a taxidermist, one must be well-educated in the areas of anatomy and dissection, painting and sculpture, and tanning.

Because the process of taxidermy relies on having a solid structure with which to work, the practice is usually limited to animals with backbones. In rare instances, taxidermists has involved other creatures like insects, a much more complicated task.

Since the early 20th Century, taxidermy has progressed as a science and an art. Since the goal is to preserve the life-like qualities of an animal, taxidermists continuously seek to improve their skills and procedures, and technological advances have contributed greatly to the profession. If you are a sportsman and want to have your catch mounted, you need to know how to prepare your animal properly to assure your taxidermist can achieve the most life-like treatment possible.

A common technique taxidermists use is freezing the animal. Using a large freezer, similar to that used by butchers, they freeze the animal carcass completely. Once a hard freeze is achieved, the skin is removed and set aside to be tanned later on. The animal's tissue, muscle,

Fishing Mastery!

and bone are then coated with plaster of Paris, creating a cast of the animal from which a foam sculpture is made. The skin is tanned and then placed on the foam sculpture, and other elements like glass eyes and false teeth are added to create a life-like effect.

A branch of taxidermy, known as "rogue taxidermy," creates fantastical creatures. It is the art of preparing animal-like replicas of animals that do not in fact exist. Their customers are often museums of the bizarre and unusual, and they play on the buying public's vivid imaginations. Thought to be the creative entertainment form of the art, rogue taxidermists need the same set of skills as their more worldly counterparts.

Akin to rogue taxidermy, crypto-taxidermy tries to create or re-create animals that may exist or that have long gone extinct. Examples include woolly mammoths and dinosaurs used by natural history museums. Based on skeletons discovered by archeologists and anthropologists, crypto-taxidermists create life-like forms used in scientific study and education.

A form of taxidermy that was popular in the Victorian era of the 19th Century is called anthromorphic taxidermy. In this form, mounted animals were dressed and displayed as if doing human activities.

Hunters take their kill to taxidermists in order to preserve that moment of victory when they took the animal down. Common especially among big game hunters, they use the meat for food and save the skin and fur for trophies. Another popular approach is to have a part of the body, like the head, mounted for display.

The stereotypical idea of the "Great White Hunter" popularized by Hollywood brings to mind whole rooms filled with large complete animals posed in challenge or combat. Elephants with trunks raised and tusks bared, giant Grizzly bears poised for attack, and large cats ready to pounce on their prey are popularized, but rare, taxidermy results. The serious professional taxidermist is a highly-skilled artisan.

Kokanee Salmon Ice Fishing

Most types of salmon will migrate to the sea to spawn. Others will also migrate after hatching to a sea from a freshwater basin. However, there are some types of salmon that do not migrate to the sea, and these types are landlocked. A landlocked salmon is one that does not have any inclination to go out to the sea to grow. One of the most popular types of salmon like this is that of kokanee salmon, and it is especially popular to go ice fishing for them.

Kokanee salmon ice fishing is popular because of the tender meat that comes from this type of salmon. Whenever people who live near a lake go fishing they will especially look for kokanee salmon because of the strong meat quality that this type of salmon has.

Kokanee salmon ice fishing is also popular due to the ease of access for getting this type of salmon. Because it is landlocked a kokanee salmon can be easily found. This is different from other salmon that can be difficult to find during the spawning season.

Larger areas that may be more isolated are among the best places to go kokanee salmon ice fishing. Most parts of the United States and Canada that are far from larger seas will be great for kokanee salmon ice fishing. Alaska has the most of these places.

Kokanee salmon, like other kinds of landlocked salmon, will generally be found at the lower depths of a lake. Because the surface of the water is frozen during the winter season it will be easier to find this type of salmon when it is easier to go to the central part of a lake so that the deepest regions can be reached. This is what makes kokanee salmon ice fishing more popular than searching for kokanee salmon at other times of the year.

Alaska and many northern parts of Canada are great places for kokanee salmon ice fishing. There are other parts that are lower south that are good for kokanee salmon ice fishing too. Lake Tahoe in Nevada is one of the most popular places for kokanee salmon ice fishing. Lake Tahoe is one of the world's deepest freshwater lakes, and with this there will be more kokanee salmon to find. The size of Lake Tahoe also allows for more breeding space for landlocked fish.

Fishing Mastery!

The Great Lakes around Michigan and Ontario aren't as popular for kokanee salmon ice fishing, and there are many places where it is banned. Crater Lake and Guelph Lake have banned kokanee salmon ice fishing.

Kokanee salmon ice fishing can also take place in New York's lakes. There are strong regulations for it though, so it is best to check New York laws for information on kokanee salmon ice fishing for more details.

Kokanee Salmon Ice Fishing

Kokanee salmon are prized for their tender meat and great taste. Kokanee are a land-locked variety of sockeye salmon. We usually think of salmon migrating to the sea to spawn or migrating at birth from freshwater to the sea. But some salmon do not migrate to the sea, and these are a special treat for ice fishing.

Because it is a land-locked variety, Kokanee salmon are easier to find than other types that are hard to find, especially during the spawning season. Large isolate natural areas are the best places to go Kokanee salmon ice fishing, so you're likely to do better in the Northwestern U.S., Alaska, and Canada. Montana brags about the great Kokanee salmon ice fishing it offers.

The size of Kokanee salmon depends on the density of their population and the abundance of food. They thrive at all depths in cold, clear lakes and reservoirs, and the spawn over gravel and sand at the lower end of tributaries or at the lake shore. Kokanee salmon swim in compact schools and feed on zooplankton. Males have bright red to dirty-red gray backs and sides, their head is bright olive green, and their tail is black. Females are much the same, but their colors are not as bright. Kokanee salmon range from 10 to 18 inches long.

The U.S. Army has developed some basic advice for safe ice fishing. After you have these safety tips down, you're ready to go Kokanee salmon ice fishing. First, you should be in good physical condition to endure the extreme temperatures and to have the best chance of surviving dangerous situations like falling through the ice. Second, you should wear durable clothing that protects from wind, freezing temperatures, and precipitation. But your clothing must not be so cumbersome as to create a hazard if you should fall through the ice. To avoid this dangerous situation, wear a flotation device while ice fishing, something like an inflatable vest or jacket. Third, carry equipment to measure the depth of the ice layer and items for rescue or self-rescue like an ice pick or chisel.

The Army also offers some procedural advice for safety:

- Never go out on the ice alone and never go on the ice if there is any question of safety. Always let someone know where you are going and how long you intend to be there.

Fishing Mastery!

- Know what the temperature has been for several days before your trip and keep an eye on the temperature while you are ice fishing.
- Look for areas of open water to avoid and listen for cracks or booms that may indicate unsafe ice thickness.
- If you're going on the ice in a group, always stay at least 10 feet apart so you don't put too much weight on one spot of ice.

Kokanee salmon ice fishing is best done during the coldest part of the winter, when large lakes are frozen over. They'll be easier to catch near the center of the lake where you can reach the deepest parts of the lake. You'll probably have the best luck in Alaska and northwest Canada, but many areas in the lower 48 area also good for Kokanee salmon ice fishing. Nevada's Lake Tahoe is a popular spot because it's a deep freshwater lake where Kokanee salmon abound because they have plenty of space for breeding. There are also some great spots in Washington, Oregon, Wyoming, Montana and Colorado.

Before you go on your Kokanee salmon ice fishing trip, be sure to check local regulations. There are many places that ban the practice, for example Crater Lake and Guelph Lake. While you can do some Kokanee salmon ice fishing in New York's lakes, it is heavily regulated in that state. Be sure to check with the state's fish and wildlife departments to find out if Kokanee salmon ice fishing is allowed there.

Picking The Right Boat

There are two questions that should be considered when choosing the right boat: "What will be the fishing for?" and "where will the fishing activities be?" Always look for the signs of quality check the carpet and the compartments - they could be plastic, metal or fiberglass. Look at the little but very important things like the 1000 GPH bilge pump, the six gauge wiring instead of ten or eight that is because heavier wires gives more power from the battery up to the trolling motor.

There is Five Star Advantage that ranger dealers often speak to their customers: Quality, Safety, Innovation, Performance, and Value. Below is a list of "must have" things when buying your first boat.

Tow Vehicle - This is one of the most important piece of your equipment, ensured that has the rating to get the job done like loading up to 3500 lbs. of weight that could easily pull the boat up the hills and mountainous treks.

Bass Boats - For first timers, consider a second hand boat. This will be a trial and error stage where fishing skills can be tested. Consider a larger boat, which is about 19 feet with 20 to 30 miles speed for larger bodies of water.

Aluminum - In smaller lakes, a 16-18 foot aluminum boat is a good choice. It is cheaper than fiberglass and more forgiving of bangs, running up into shallows and hitting stumps and rocks. The only downside is that it rides rougher even with the slightest winds.

Fiberglass - This two-stroke engine is much more expensive which could cost from \$20,000 to as much as \$50,000. The good thing with this boat is that it could handle bigger, rougher water and still give you a smooth ride.

Brand new versus Second Hand - Buying a second hand boat is not only cheaper but holds their value longer and better. The downside is that you'll probably inherit someone else's troubles. During casual inspection, outboard engines problems are not easily identified. The best thing to do is bring someone you trust with you to inspect a prospective boat or buy from someone you know instead.

Fishing Mastery!

Handling the Boat - Listen to the pitch change when trimming down. Although it will be very difficult for beginners like trying to launch and retrieve the boat backing it down the ramp. Never worry, because everyone passed that stage and there's no boat owner that is not willing to help a first timer learn. Sometimes all it takes is just 4 hours to learn the basics.

Buying a dreamboat is very exciting. It is not the boat that really matters but the experiences that come with fishing.

Buying A Boat - Basics For Beginners

If you're planning on buying a boat for the first time, you have a challenge ahead of you. There are many more things to consider when buying a boat than can be included in a short article like this, but we'll try to give you some basic tips for starters.

Ask yourself two basic questions before you do your boat-buying research. First, what will you be fishing for? Are you looking for a quiet sunrise break on the lake? Or do you want to test your skill on the high seas? Second, when and where will you do your fishing? That quick sunrise fishing trip at the lake will take little more than a row boat or raft. But the serious deep sea fishing trip requires a sturdy dependable vessel with ample safety features.

Dealers of Ranger boats talk about a 5-star advantage that applies to all boats, no matter who manufactures them. The five points are quality, performance, innovation, safety, and value. What materials will offer you quality and value? Is your candidate boat made of plastic, metal, or fiberglass. Does it have a heavy-duty bilge pump and heavy-duty wiring? Will it withstand stormy seas?

Here are a few specifics to consider when buying a boat. These are just a sample of the factors that can make the difference between an enjoyable and successful fishing trip and a heartache. Be sure to do more research. Visit boat dealers and talk to people who already own their own boat. Buying a boat can be an expensive proposition. Make sure you are well-educated so that your decision is one you don't regret.

How will you tow your new boat?

Your tow vehicle will dictate some options when you're buying a boat. Be sure it has the proper power to get the job done. Generally, a larger boat may require a vehicle that will pull up to 3500 pounds, especially where you have to travel hills and mountains. A small fishing boat, like a kayak or inflatable raft, may need a special rack for your car top. Before you go shopping, be sure you have the correct equipment to transport your new boat.

What materials are appropriate for your fishing needs?

In smaller lakes where there aren't big waves, a light aluminum may be perfect. Aluminum is more forgiving of bumps and bangs than fiberglass or wood. It's also less expensive. A light metal boat or inflatable raft will be best for early mornings on the lake, but they won't last in the bay. For heavier seas, you'll need more durable materials, a sturdier craft, and a powerful motor.

Should you choose a new or second-hand boat?

Second-hand boats are cheaper and hold their value longer since they've already depreciated. You're more likely to get a dependable, economical deal with smaller boats that don't have a lot of equipment or features. But if you're investing in a larger boat with lots of features, you'll want the warranty that comes when you're buying a new boat. First-time buyers may be better off buying a boat from a dealer. Once you have some experience owning and operating your own boat, you'll be in a better position to judge the value of a used boat. At the same time, if you're buying a boat for long trips or high-sea fishing, be prepared to spend thousands, or tens of thousands, to get a good vessel. It all depends on how you feel about safety and dependability. Take your chances and save money or spend the bucks and be secure. It's all up to your adventurous nature.

How does the boat handle?

As a first-timer, you may not know what to look for in handling when you're buying a boat. This is where the experience of other boaters may prove extremely valuable to you. But think about how easily you'll be able to launch and retrieve the boat from a ramp. Will you be able to quickly attach it for towing? How much labor are you willing to invest to move your new boat around? And if you're buying a boat with some power, you'll need to understand how well it maneuvers in the water. Boats aren't as easy to test drive as automobiles, so you'll need to be certain you can handle a high-powered fishing boat.

Buying a boat is an exciting adventure. You're buying much more than a water craft. You're buying years of pleasurable fishing experiences. It might be tempting to rush into your purchase,

Fishing Mastery!

buying a boat that appeals to your taste. But slow down and take care that your new boat meets your needs. We can't stress enough how important it will be to do your homework.

Surf the internet to learn about boats, to find reviews, to listen in on forums and blogs, and to find out what models and brands have the best reputations. Talk to other boaters, and don't be afraid to ask lots of questions at dealerships. A good dealer will be more than willing to invest the time to make sure you're an educated buyer.

Deep Sea Fishing Tips

Deep sea fishing is a wonderful and extremely enjoyable activity. Here are some tips that will make your salt water fishing adventure even better.

1. Watch the signs

If you see birds e.g. Seagulls that are feasting on small bait-type fishes, there are probably larger game-type fish below the surface of the water. Also, look for floating wood or debris. In most cases when you chance upon a large floating wood, you would find a large game fish in the area even encountering dolphin.

2. Stop, Snook and Listen

Fishing for snooks is quite similar as fishing for bass. Snooks like to be around ledges, posts and rocks.

3. Crabs for full moon

During full moons use soft crab imitations as bait. That's the time when crabs shed their shells and stripers come looking for them.

4. If you're looking for tunas, find the dolphins

Yellowfin tuna are usually found schooling with dolphins. So if you see a group of dolphins, chances are there are some tuna in the area.

5. Cut and Burn

If you have trouble cutting through a spiderwire braid, try using a lighter or a match.

6. Good Reef

The best place to fish is near reefs since big game fish feed on fish that live on reefs.

7. The Circle Hook

Use a circle hook if you would like a higher hook up ratio. These hooks guarantees more catch, because of the minute gap, and the reverse point. They are generally better for the fish since they do not hook in the gut just the lip.

8. Don't have sea legs

Watch the horizon and stay on deck. These would generally help you if you're having trouble with sea sickness: Stay away from the boat fumes, breathing it only exacerbates the problem.

9. Anchors away

When your anchor is stuck at the bottom, try attaching a float to it. Return after the tide has changed in direction. This should be enough to loosen the anchor.

10. Fish where the fish are

A lot of fisherman have the idea that they should be catching their live baits over the reefs before going to deep waters. If the live baits are not in the area you're planning to catch the larger games, then why would you come up with the idea that the large fish are there. Wouldn't they be in the area where the bait fish are?

The Adventure Of Deep Sea Fishing

Summary: Deep sea fishing is a tremendous adventure. Here are a few basic tips to make your deep sea fishing trip more enjoyable.

There's nothing like deep sea fishing! First, there's the solitude and peace you find when you're out in the ocean with your best buds. Then there's the mental game, the strategy of finding, baiting, and winning the prize. It's a challenge where success can truly change the life of the fisherman. And failure is no failure at all - you've still had hours of peaceful, glorious communion with the mother of nature, the mysterious ocean.

If you're thinking of doing some deep sea fishing, there are a few things you should know before you go:

1. Grow sea legs!

The quickest way to spoil a deep sea fishing adventure is sea sickness. It's a form of motion sickness, dominated by nausea, vomiting, and vertigo. To avoid sea sickness, stay away from the boat fumes. Keep your eyes on the horizon as much as possible, and stay on deck. Below deck, the constant motion can overcome you. If it gets really bad, move to the center of the boat where rolling is at a minimum. Or lie down on your back and close your eyes until you have your bearings. Most of all, breathe lots of fresh air - a substance in abundance on the deck of the boat.

2. Read the sea signs

Birds like seagulls feast on small fishes, as do larger game fishes. So birds are a good indicator that your prey lies below. Watch for floating wood and debris. Small fish find shelter there, so the big guys won't be far away.

3. Snoop for Snook

The Snook is a big fish with a protruding lower jaw and large black stripes running from behind the gills to the tail. They're a strong fish that can grow up to 50 pounds. Ranging in the Western Atlantic from South Carolina to Brazil, snook are a thrill to catch. Live shrimp are the best bait to use when you're deep sea fishing for snook. Look around ledges, posts, and rocks to find this catch.

4. Moon the Crabs

Soft imitation crabs are a great bait during full moons. In nature, that's when they shed their shells, when they're a favorite treat for striped bass.

5. Find the dolphin, find the tuna

Yellowfin tuna often school with dolphins, porpoises, whales, and whale sharks. So if you spot a group of any of these, there are likely to be some tuna nearby. Found in tropical and sub-tropical waters, yellowfin are a prize catch due to their speed and strength. They're a challenging catch that's delicious too.

6. Burn the braid

Deep sea fishers use spiderwire because it's like a spider's web - it's easier to feel when a fish takes the bait. But sometimes, it's hard to cut. If you're having trouble cutting a spiderwire braid, try burning it with the flame of a lighter or match.

7. Seek the reef

The best place to find the best deep sea fish is near a reef. Many coastal cultures get up to 25% of their food from reefs. Reefs are natural nurseries for many ocean species, and wherever the tiny ones live, the big ones search. Another plus is the great diversity of species you'll find near a reef.

8. The Circle Hook

Circle hooks are widely used by deep sea fishers. They're a type of fishing hook that is circular, sharply curved. The circle hook has a greater success rate at hooking fish, and it does less damage to gills and fins. So, if you want to catch and throw back, you're more likely to help your catch survive the adventure.

9. Don't be dragged down by your anchor

Eventually, most deep sea fishing will involve an anchor stuck at the ocean floor or on debris. There are several tricks you can try to retrieve that anchor. Try attaching a float to it, then wait until the tide flow changes direction. It may well float up with the tide. If you're worried about time, an anchor line that is straight up and down is more likely to lose the anchor than one at an angle. If it's really stuck, have everyone aboard move to one end of the boat. Changing the weight distribution may well pull that anchor loose or make it easier to pull up. Finally, it's a good idea to carry an extra anchor. If you have to cut one off to free yourself, you'll have a replacement at hand.

10. Catching bait is catching game

If you're intent on catching your own live bait, remember that you're likely to find game fish in the same area. After all, the big ones will be after the same bait you are.

Tips On Buying Fishing Boats

Selecting and acquiring the ideal fishing boat is a real art for someone who has already gone through many experiences as far as boating is concerned. However, it can be a daunting task to those who have not yet experienced buying a fishing boat.

To make the activity easier for the first timers, here is a list of tips that they can use when choosing an ideal fishing boat.

1. It is important to consider the purpose of the fishing boat

Buying a fishing boat has only one purpose: to be used in fishing. However, before choosing the perfect fishing boat, it is important to consider also the other purposes.

First, the place where the fishing boat will be used should be taken into account. Will it be in the ocean or in other bodies of water like lakes?

Second, the time of the day it will be used. Will it be for day trips or for overnight fishing activities?

If the fishing boat will be used for ocean cruising and overnight stays, it would be better to buy a fishing boat that has a hull. This is specifically designed for rough waters. This design is meant to ride with the waves, hence, providing more comfort to anglers while on board.

2. The budget

When buying a fishing boat, it is important to know if the buyer can afford to acquire a boat. Fishing boats, or any boat for that matter, can be very expensive. Hence, the buyer should know how far his budget would go as far as fishing boat prices are concerned.

3. The warranties

It is extremely important to know if the fishing boat has a warranty. It should be analyzed and meticulously scrutinized because not all warranties are created equal.

Hence, it is best to buy a fishing boat from dealers that will provide the necessary services in case their product is found to be defective.

4. The certification

When buying a fishing boat, it is important to take note if it is certified by the “National Marine Manufacturers Association” or the NMMA. This agency guarantees that the certification they give to every boat manufacturer is a guarantee that the fishing boat had passed the agency’s standard of excellence.

The bottom line is that, people should do more than just look around when choosing the ideal fishing boat. They should learn how to look for the important details in order to ensure that the boat they have acquired is definitely worth their money.

What To Look For When Buying Your First Fishing Boat

Summary: If you're a first-time buyer of a fishing boat, there are some basics you need to consider. Here are a few tips that may make your buying experience more satisfying.

Experienced boat-based fishers have perfected the processing of buying a fishing boat into a fine art. But for the first-time buyer, buying the right fishing boat can be a difficult and imposing task. Here are some tips that may help:

For dedicated fishing enthusiasts, a fishing boat has only one true purpose - fishing. But there are subtle factors to consider in making your buying decision.

1. How will you use your fishing boat?

Where will you fish? Will you be taking your boat out for deep sea fishing? If so, you'll need a sturdy hull to withstand the waves and constant rolling. And your craft will need plenty of room for supplies and fuel. But if you're planning on fishing inland on lakes or reservoirs, you can afford a smaller, less hardy craft.

When do you plan to fish? Will you be taking your fishing boat out for sunrise fishing or for overnight trips? There's little more joyful experience fishing at sunrise from a simple row boat or motorized fishing raft. Overnight trips require space for sleeping and meals and must provide shelter from inclement weather.

2. What can you afford to spend?

Fishing boats can get very expensive, especially those that are capable of long trips on heavy waves. And if you want comforts and fancy accessories, you may be looking at a steep bill. The simpler fishing crafts like kayaks and fishing utility boats can be had for less than a thousand dollars. A simple inflatable fishing raft may be as little as \$100 to \$150. A good kayak will cost around \$500 or \$1000.

Fishing Mastery!

But if you're intent on deep sea fishing or more luxurious fishing on your local lake, expect to spend thousands of dollars, maybe even tens of thousands. Size, speed, sleeping accommodations, and luxuries will dictate the price of your deep sea fishing boat. It's a good idea to surf the Internet to get some ideas about what you want and what you're willing to pay for.

3. Does the fishing boat have a good warranty?

Without a genuine, comprehensive warranty, your new fishing boat could end up costing you a mint, no matter how big the savings you got on purchase. Warranties vary greatly, so you should read it carefully and compare it to others available on the market. The warranty can cover costs of repairs on a new fishing boat and may provide for replacement of faulty parts. Buying a used fishing boat directly may save a lot of money at the beginning, but buying a new fishing boat from a reputable dealer may give you the best insurance against long-term maintenance costs.

4. Is your fishing boat certified?

The National Marine Manufacturers Association (NMMA) provides certifications that guarantee your fishing boat meets the agency's standards for safety. Their certification covers fuel and electrical systems, steering, flotation, and ventilation - included in manufacturing regulations established by the U.S. Coast Guard. In addition to the Coast Guard regulations, NMMA certification also indicates that the craft meets the more stringent standards of the American Boat and Yacht Council.

No matter what type of fishing boat you plan to purchase, you should do your homework. Know how and when you'll be using your craft, and learn how to identify its important safety and durability features. Consider the benefits and consequences of buying a used or new fishing boat to make sure you get the most from your hard-earned money. And check out the warranties and certifications - they may save your life.

Fishing Game: Nature's Playground

If all men measured up to the standards of true sportsmanship, there would be no need for game, fish, and forestry laws. Neither would there be so much need for the laws that regulate human affairs in general.

But, in the fishing game, it is the true sportsman, with a love for the great outdoors, a wholesome respect for the welfare of others, and consideration for living and growing things, who sets the good examples for the youth to follow.

In reality, fishing games differ a lot from the other types of games that man has come to know. A fishing game is not a mere reflection of the activity itself but more of the love for fishing.

In fishing games, the angler does not go hunting or fishing only to gain the privilege of boasting over slaughter or material gain. He loves the lightning-like flash of the trout, the leap of the bass or muskie, the tug on the line, the whirl of the reel, the thrill of battle with some "denizens" of the deep, and the companionship of other true sportsmen.

The Concept of Fishing Games

The most common type of fishing game is known as the "offshore game fishing." In this type of game fishing, the anglers aim for the big lean fishes like the marlins and the tunas and the fishing is done in the sea.

Offshore game fishing is usually conducted as one type of recreational activity. Though, there are instances wherein this type of fishing game is also employed in competitions like the sports fishing.

Because of the energy being utilized in this type of recreational activity, offshore game fishing usually requires the biggest fishing boats. These fishing boats generally range from 30 to 50 feet in length.

Fishing Mastery!

The object of the game is to reel the fish in once it is properly hooked on the line. This can be a daunting task since the fish, especially if it is a big one, will have the tendency to pull away from the boat. The challenge is to reel the fish in while keeping the fishing line maintained on its specified tension.

The fishing game is not more of a competition for a true angler. Whenever they are doing this kind of activity as part of the game, what the angler really wants is to get in touch with nature, to breathe the clean, pure air, and muse in solitude in the wilds of nature's playground.

Hence, in fishing games like offshore game fishing, the anglers like to play the game in strict accordance with the rules of reason and fairness at the same time conserve the value of fishes in the community.

Game Fishing - It Takes A Reel Man

Summary: Offshore game fishing offers the opportunity to experience the glory of olden times when men were men and men were heroes.

Unfortunately, if all men were true sportsmen, we wouldn't need laws and regulations for hunting and fishing. But then, we wouldn't need most of the laws that govern human behavior.

When it comes to fishing, the true sportsman loves nature, has a wholesome respect for the rules of safety, and considers others as well as himself. He's the shining example you hope your kids will follow as they become adults.

Serious game fishing is not just something to do. It reflects a love for fishing and for the natural world, whether in a forest, on a mountain side, or from the deck of a deep sea fishing vessel.

The sportsman-like game fisherman seeks the challenge of subtle strategic maneuvers, lightening reaction speed to the unexpected tug of the line, the whirl of the reel, and the thrill of fin-to-reel combat. He's not in it for the thrill of slaughter or material rewards. The game fisherman loves the joy of challenge and the satisfaction of a well-fought battle with a valiant opponent, the humble fish.

One of the most popular game fishing pursuits is offshore game fishing. Anglers seek the strong, big lean fish like marlin, swordfish, or sailfish. This game is captured from the sea, and the romance of offshore game fishing is irresistible. Some sports fishers enter competitions to win the prize for the biggest catch. Some keep their catch as a trophy they can enjoy forever, remembering the glory of the ocean victory for years.

Offshore game fishing is an ambitious undertaking. It usually calls for a strong hardy fishing boat, ranging from 30 to 50 feet in length, and providing sleeping quarters for long ocean trips.

Reeling in the game fish is a true challenge. The prey is big, strong, and fast. It takes equal strength and true persistence to stay with the battle as your finned opponent pulls away from the

Fishing Mastery!

boat. Maintaining a constant tension on the fishing line requires experience and skill in addition to patience and perseverance.

Offshore game fishing calls for a special type of fisherman. Beyond the challenge of catching and landing a worthy game fish, offshore game fishing involves close communication with the mother of nature, the sea. It brings pure, clean air and quiet solitude. It takes a man back in time to the days when Ahab searched fearlessly for his nemesis.

Offshore game fishing recalls the days of sailing ships, heroism, and glory found today only in the imagination. The offshore game fisherman reminds us of the valiant swashbuckling adventurer and warms the heart with respect for the rules of honor and fairness that are often forgotten in today's mean streets.

Fishing In China

A fishing vacation is never complete without fishing in the waters of Hong Kong, China. You may explore the fishing realms that the region has to offer. Hong Kong has once been known as an excellent port for fishing enthusiasts. Hong Kong will offer you the kind of fishing that you will never forget.

People may be after the food, shopping and the tourist spots of the region. But for people who are into fishing, Hong Kong can give more than what is expected of it as a city. To fish in Hong Kong is very exciting. You will be able to learn and experience the methods of fishing they have in Hong Kong.

Since it is surrounded by an ocean, this explains why most people fish in saltwater in Hong Kong. Targeting a fish is very simple. The ocean and the harbors are very accessible. You can fish in the harbors of Kowloon, Tsim Sha Tsui, Kwun Tong or the Hong Kong Island.

In Hong Kong, saltwater fishing is done everywhere in the surrounding ocean. There has never been a scarcity of fish in this region. You will find fish everywhere in the water. Tourists who come to fish can also visit Stanley, which is near Hong Kong. Stanley will be perfect for you if you are someone who wants peace, enjoy fishing quietly and away from the city life.

The Lamma Island and Sai Kung peninsula and are also spots recommended by local Anglers. These two places still have the features offered by a traditional fishing village. They also provide people with charter boats.

The Anglers in Hong Kong use the same saltwater fishing techniques that are used in the US. You can use your own techniques even if it's deep sea fishing or surf fishing. Many people also use bloodworms or shrimps to catch fish.

Hong Kong, also provides fresh water fishing. Carp, Big Head Tilapia, and Edible Goldfish are the types of fish that you will catch in these water reservoirs. Tourists, however, have a difficulty trying the Freshwater fishing since they still need to supply a license to fish in Hong Kong.

Fishing Mastery!

Going to Hong Kong to fish does not require much planning for a fishing trip. You will be able to track down easily the hot spots of Hong Kong where you can enjoy fishing. Hong Kong is surrounded by water, which means that fishing is everywhere. You will be surprised that in a matter of hours, you are able to catch a bucketful of pan-sized fi

Itching For Fishing In Hong Kong?

Summary: Fishing in Hong Kong is a glorious adventure. You'll find an ample supply of fishing opportunities when you visit this China jewel.

Ever get tired of fishing at the same old spot? Are you one of those fishing enthusiasts who has to try out the local waters no matter where you travel?

Try fishing in China! You may not know it, but Hong Kong is famous for being an excellent fishing location. While the family is out shopping and seeing the sites, you can enjoy your favorite sport in new, exotic waters. You'll never forget the fishing in China adventure!

Hong Kong was a gem in Great Britain's colonial crown from 1852 until its 1997 when its sovereignty was transferred to the People's Republic of China. Though it's part of China, Hong Kong will have much autonomy for 50 years, until 2047. It's a favorite vacation location, offering spectacular architecture, sophisticated culture, and surrounded by fantastic natural beauty.

Hong Kong offers unlimited tourism attractions - exciting night life, busy exotic markets, and some of the best fishing in the world. Located on the Pacific Coast, Hong Kong is surrounded by ocean, making for excellent salt water fishing. And Victoria Harbor hosts many islands and smaller natural harbors that are home to a wide variety of fish species. Popular fishing harbors include Kwun Tong, Kowloon, Tsim Sha Tsui, and Hong Kong Island.

Being an ocean port, Hong Kong offers excellent salt water fishing. Fish are plentiful throughout the harbors. And even in this highly populated area, you can find quiet peaceful fishing on the peninsula of Stanley. Stanley contains an open-air market where your family can find an amazing array of inexpensive Chinese clothing, souvenirs, arts, and crafts while you enjoy fishing in Hong Kong. You can fish off one of the beautiful Stanley beaches.

Local anglers say some of the best fishing in Hong Kong can be found at Lamma Island and the Sai Kung peninsula. These scenic spots recall traditional Chinese fishing villages, and you can find dependable charter boats. You can get to Sai Kung by car, taxi, or bus. Lamma Island is a

Fishing Mastery!

short boat-ride southwest of Hong Kong Island. The ride costs from \$25 to \$50 US. Lamma Island is a great spot for rock fishing.

Salt water fishing in Hong Kong is like salt water fishing everywhere. Use your old familiar techniques or try deep sea fishing from a boat or surf fishing. You can also do plenty of fresh water fishing in Hong Kong. Nearby reservoirs offer carp, Big Head Tilapia, and edible Goldfish.

If you're planning a trip to China, you'll find some great fishing in Hong Kong. The area is full of wonderful sights and sounds. Tourists find an endless supply of attractions, so your family will never get bored waiting for you to bring home your catch. The surrounding area is spectacularly beautiful, and fishing in Hong Kong is an adventure you'll never forget.

License To Fish

Fishing is just one of the many forms of relaxation people do these days with either friends or family. It is a time for bonding and a great escape from the pressures of daily life.

To be able to fish, a person needs to get a fishing license since this is requirement by law and the regulations regarding fishing varies from one state to the other.

In some states, 2 licenses are needed. One is called the Conservation license which is a prerequisite before one can obtain a fishing license.

Getting a license to fish is quite different from the time a person needed to get a drivers license. The person does not have to take an exam or get a student's permit before being issued one.

The Conservation license can be obtained from the Fish, Wildlife & Parks or FWP. This is done by giving one's social security number and other information that is requested. A valid driver's license or any valid ID with photo must also be presented for security purposes for the license to be processed.

The fishing license allows a person to fish or possess any aquatic creature as long as it is authorized by the state's fishing regulations. This license is neither non-transferable nor non-refundable and is only valid for one year or season.

Since fishing licenses as mentioned earlier vary from state to state, a fishing license can either be a resident license or a non-resident license. For one to qualify for a resident license, that person must have resided in that certain location for a period of time such as 6 months, should be a local tax payer , must be a registered voter, purchased a vehicle and have a valid driver's issued from that state. In addition, one must not possess or apply for any resident hunting, fishing or trapping privileges in another state or country.

A non-resident can fish in another state as long as the person is accompanied by someone who resides in that state.

Fishing Mastery!

There is no age limit for anyone to acquire a fishing license. People both young and old can obtain it. Usually a person who is below 11 years of age can get a fishing license for free. People who are older than that have to pay a certain fee to acquire it.

With the paper work in proper order, one can just grab the proper gear, a boat and start having some fun being close with nature.

Did You Know You Need A Fishing License?

Summary: Requirements vary from state to state, but all states require you to have a fishing license before you cast that reel.

Fishing is a relaxing, rewarding way to enjoy your friends and the splendor of nature. In addition to putting a great meal on the table, it's a great way to escape the pressure of your daily routine and the stresses of modern life.

But no matter what state you choose to go fishing in, you'll have to get a license. Though requirements may differ from state to state, all states require you to have a fishing license. Many states offer different licenses for residents and non-residents. Each person on a fishing expedition must have his or her own fishing license.

To find out what your state requires, contact the state's fish and wildlife agency. Agency names may vary. For example, Texas licensing is done by the Parks and Wildlife Department. California's agency is the Department of Fish and Game. Check your phone book for the proper name and number to get information. Or search for "fishing license" on the Internet where most states make their information easily available to the public.

Don't worry. You don't have to take an exam or get a learner's permit, and you don't have to meet minimum age requirements. In fact, some states exempt children under a certain age from license requirements. Anyone can get a license to fish, and everyone must have one to begin the fishing expedition. You'll have to provide some personal information, like your social security number or home address, and you will need a valid photo ID to get your license.

Many states allow fishing licenses to be purchased at stores near the fishing area. Bait shops, gas stations, and quick-marts may be able to provide a fishing license while you're on the way to your spot. Some states offer licenses online. Depending on what you're willing to pay, you may be able to get an annual or lifetime fishing license. You may also be able to get other "privileges" added to your fishing license for a small additional fee.

Fishing Mastery!

Some states offer different types of fishing licenses for different types of fishing. For example, North Carolina has different licenses for fishing in coastal salt waters, inland waters, or hunting and fishing combined. Fishing license fees are usually inexpensive, especially for the short-term variety.

You may have to meet specific conditions to get a specific type of license. For example, resident licenses may be available only to those who can demonstrate they've lived in the state for a year or more, that they're a registered voter, that they've paid local property taxes. You may also have to show that you do not have a resident fishing license (or a license for hunting or trapping) in another state.

You can't be too old to get a fishing license. Some states offer senior discounts or add special privileges to the senior's fishing license. In many states, children don't have to get a fishing license, though they may be required to take a course in fishing or hunting safety.

Before you go on your fishing trip, be sure to check out the state's rules and regulations. Normally, they'll be provided with your license. But you can also check the state's internet site for detailed information on their rules.

One more tip, wherever you're planning to go, find out if there are any fish consumption advisories on those waters. In the U.S. today, fish in many water bodies may be overly contaminated with harmful pollutants. While you'd have to eat a whole lot of contaminated fish over a very long period to be harmed, you may be more comfortable if you know about the health status of the fish where you're planning your trip. For more information, contact the state's fish and wildlife department for details on fish advisories in the area. You can also visit the U.S. EPA web site at <http://www.epa.gov/waterscience/fish/> to learn more about this important issue.

Once you have your license, you're on your way. Grab your gear, get your boat or wading boots, and pick up your companions. It's time for some fun, relaxing bonding time with nature. And Good Luck!!!

Purpose Of Fishing Rod Holders

Fishing is a sport designed for relaxation. It is where fish lovers pride themselves of the fish caught while celebrating it with friends and family.

The rod holder is a fishing tool that allows fishermen to multi-task easily. It was invented because fishing requires the use of both hands in the whole process of luring, hook clearing and removing the fish from the hooks. With all these tasks, letting go of the pole is difficult. The fishing rod holder was intended for anglers to be able to make use of both hands.

The first design of fishing rod holders had two parts. The first is a pole-binding device with a strap placed on the railing to tie up to the fishing pole. The second part is a Velcro strap that could be tied on your limb, arms or waist.

The first designs needed improvement because when the straps were placed on the waist, it is wedged into anything you hit. Therefore, a new design of rod holder was invented which has four parts – two pole clips and two straps.

Depending on what fishing position you are in, the short strap is used to be wrapped around your wrist or forearm and the long strap is wrapped around your ankle or leg.

There are also rod holders which come with a remedial solution for seasickness. This curative fishing rod is capable of providing the user with an acupuncture stimulator. Providing that the strap of the holder be worn all throughout the trip, it would remain efficient since the pressure is exerted continuously.

The rod holder is best for fly-fishing. Fly fishing is done in locations with rocky rivers and it is impossible to use your other hand for any purpose other than the fishing tasks. Because of the clips wrapped around your lower leg, you have a choice of putting the rear of the fishing pole into the clip so that no water could go inside it.

The upper pole clips could rotate to 360 degrees. It allows the user to do any movement since the pole is more flexible. The fishing rod holder could be used in any location whether in boats,

Fishing Mastery!

on land, or at the dock. It prevents the fishing rod to slip from your hands and it allows you to release the rod easily.

The best fishing rod holders are those done homemade. However, many fishing stores offer high quality rod holders that would best suit your kind of fishing.

Why Should I Use A Fishing Rod Holder?

Fishermen fish to relax and enjoy communing with nature. A good fishing rod holder makes the process easier and more enjoyable. But what if you get a phone call while you're waiting for the fish to bite? What if your kids need help, and you don't want to put the rod down? What if you have to lay your rod down and someone steps on it?

A fishing rod holder is a handy tool makes it possible for anglers to use both hands when setting the lure and removing their catch from the hook. Using a fishing rod holder, the angler doesn't have to worry about letting go of the pole and, perhaps, losing the fish they've worked to catch.

Early designs were made of two parts: pole-binding and straps. The pole-binding device used a strap to tie the fishing pole to the railing. The strap, often using velcro, was tied around the angler's waist, wrist, or ankle. But the early designs were awkward and often interfered with fishing, rather than helping. Newer designs have four parts: two pole clips and two straps. They allow for more stability and make it easier to see when the fish take the bait.

Other fishing rod holders include a remedy for sea sickness by applying a constant pressure to critical acupressure points on the body. Especially when worn throughout the fishing trip on a boat, the additional feature is a great way to enjoy the fishing trip.

But fishing rod holders are best when used for fly-fishing. Fishing along rocky rivers and streams, it is almost impossible to use one hand to fish. Being able to clip the rod to your lower leg frees both hands for attaching the lure and removing the fish from the hook. Upper pole clips allow free rotation and movement, making flexible rods easier to handle.

But the fishing rod holder is a great tool for any fishing trip, whether you're fishing from a dock, a boat, or on land. It gives extra support, makes you more sensitive to bites, and allows you to release the rod without losing it.

Many anglers make their own rod holders. All it takes is a strong support and some straps. You can even use a bungee cord if you're really creative. This is an inexpensive way to improve your

Fishing Mastery!

fishing results. But many fishing stores offer a variety of good fishing rod holders specifically designed for different fishing experiences.

Sure, you can have a great time fishing without a fishing rod holder. But you can have an even better, more successful fishing trip with this handy tool.

5 Useful Tips On Trout Fishing

In fishing, trout are one of the favorite “fishing friends” of most anglers. These crafty fish are abundant anywhere. The native habitat of these crafty fish depends on the type of trout.

For brook trout, the native habitat includes the territory from Labrador westward to the Saskatchewan, while the rainbow trout is a native of the Pacific slope from Alaska to California.

On the other hand, brown trout has found its way into the waters of every state in the United States except Florida, Arkansas, Kansas, Kentucky, Louisiana, Mississippi, Missouri, North Dakota, Oklahoma, and Texas. It has been reported in the waters of some of these states, but according to conservation officials, no authentic reports have been received. It is also found in many parts of Canada.

In trout fishing, there are some factors that need to be considered in order to have a successful catch.

1. For trout fishing, the leader should not be greased. It will not sink far enough to cause any difficulty when picking the line and lure from the water, but if it is allowed to float; it will cast a shadow on the bottom of the stream which may scare the trout.
2. The trout is one of the fishes that are usually secured through the use of the dry fly. For trout, the current as well as the pools should be fished. It may sometimes be a bit difficult to keep the fly from sinking or dragging because of the various conditions of the current, but this is a matter that the angler will have to figure out for himself.
3. It is not good practice when fishing for trout to fish directly upstream so the flies, line, and leader will float directly over fish. The fisherman should make the cast from one side of the stream so the fly will only float over the fish.
4. It is important to make the first cast the best. A feeding trout will usually strike the first lure presented if it is cast so that it will float over his private domain. The angler should never fail to fish the lower end of the pool first even if the trout are rising in the middle or upper end.

Fishing Mastery!

5. Trout are sometimes very moody or selective and will try the patience of any angler; hence, possibly a fly with less hackle will do the trick or it may be necessary to use a spent-wing fly or a fan wing.

Indeed, catching trout fishes can be lots of fun. The anglers just have to remember these tips in order to have a happy catch.

Want Better Trout Fishing?

Summary: Here's some good advice that will help new anglers catch more trout, whether fishing in a river or in a lake.

Trout are a favorite catch for most anglers. These clever fish are plentiful almost everywhere fishing is popular. Species of trout vary according to their aquatic environment.

Brook trout abound in cooler northern climes, particularly in western Canada. Rainbow trout multiply on the Pacific Slope from California to Alaska. Brown trout, however, love environments in most of the United States and Canada. But brown trout are rare in Florida, Mississippi, Louisiana, Kentucky, Missouri, North Dakota, Kansas, Arkansas, and Texas.

When you're fishing for trout, these tips will help you win more of these crafty water critters.

1. Don't grease your leader. A greased leader will not sink far enough, and it will be more difficult to pick the line and lure up when you have a catch. A greased leader that floats will cast a scary shadow on the stream bottom and scare the trout away from your lure.
2. The dry fly is best to secure plenty of trout because it's less likely to sink or drag in the current. And the current and pools are the best places to attract and catch delicious trout. You'll have to experiment with the dry lure in currents and pools to try your luck in angling for trout.
3. It's better to fish downstream or at one side of the stream when you're after trout. The shadow cast by the leader and line may frighten the trout. You want to cast so that the only thing the trout see is the fly.
4. Fish the lower end of pools first, and make that first cast the best cast. Trout are more likely to strike at a lure that lands just over his private space. Even if you see trout in the middle or upper end of the pool, you'll have better luck if you cast to the lower end.

Fishing Mastery!

5. Trout fishing can test the patience of the most sedate angler. They're moody and very particular about the lure they'll strike at. You may have better luck with a fly with less hackle or with a spent-wing or fan-wing lure.

6. If you're not catching trout, try changing your technique! River and stream trout behave differently than lake trout. What worked at the reservoir may not work at a babbling brook. Try trolling instead of casting. Change your bait or look for water that's warmer or cooler. Try a different type of hook. Study different species and know what attracts them.

Trout are some of the best eating around for the enthusiastic angler and family. And they're a worthy opponent. Clever and crafty, trout will test your angling ability. But if you follow these simple tips, you're more likely to come home with enough trout for a fish feast!

Fishing With Children

You know your kids love to try new things. They have been blessed with the same adventurous spirit that you have. After a long, cold winter, they are tired of the indoors. But you are not sure what you can do with them that they have not yet tried. Boating and fishing offer you a great way to spend time with your children and to create memories that will last a lifetime. You can do several things that will allow you to make the most of your time together.

No matter how young or old your children are, involve them in everything that you do as you embark on your fishing journey. Your kids want to feel needed and this is the perfect opportunity for them to help you. There is no better way to instill a sense of accomplishment in your kids than to allow them to help you with "grown-up" jobs. Depending on how old they are, assign them certain small things for which they are responsible. Some of these include ensuring that everyone has a personal floatation device and letting them coil a line. Your children will walk away at the end of the day with a renewed sense of confidence in their ability to help Mom and Dad.

Keep your children busy while you are fishing. They prefer to stay active. Plan your fishing outing accordingly. Include exciting water activities such as snorkeling, tubing, or looking for various wildlife. Of course, showing them the basics of fishing will forever keep them and you busy! There are enough details involved in the sport of fishing that you will need to take your kids on multiple trips before they are fluent in the language of the angler.

You have an excellent opportunity to teach your kids while fishing on a boat. You have the ability to teach them new skills that they use long after you have caught your last fish. Merely being on the water allows you to teach kids new things about their environment. You can also teach them about boating, fishing, and safety skills. Try to incorporate these teachings into fun, intriguing activities.

Introduce them to new and exciting things as they are ready. For example, create a game that teaches nautical terminology. Focus on words like port, starboard, or bow. You should build upon this knowledge. After they know these terms, help your children learn the best way to

Fishing Mastery!

safely drive a fishing boat or cast a fishing line. Always be an observant teacher. The combination of boating and fishing allows for an enormous amount of learning.

This type of hands-on learning lasts a long time. Your children will benefit in many ways. They will discover things that help them become better fishers and boatmen. Participating in an activity that is thousands of years old teaches them about tradition. They will eventually be able to teach their kids all that you have taught them. This includes many of the elements of responsibility that come with helping adults achieve a goal.

Your children will have unlimited amounts of fun as they encounter new settings, new climates, and new wildlife. Most importantly, fishing and boating with your children will give you the chance to spend quality time with them. This is worth more than all of the fun had and the lessons learned.

Build a Better Family - Take the Kids Fishing!

Summary: As winter drags on, everyone wants to get outside in the sun. For a great family adventure, why don't you and the kids go fishing together?

Kids love doing something new that gives them fun and adventure. Do you remember when you were young? Having to stay inside over a long cold winter leaves them bored and restless. Here's an idea for a great family activity that everyone will enjoy, and your kids will remember it for years to come. Take your kids fishing!

It doesn't really matter how old they are - or how young. Going fishing with you will be a great adventure. You can give them grown-up jobs that boost confidence and teach new skills while you're bonding as a family. Give each child a job to do, like making sure everyone on the boat is wearing their flotation device, coiling a line, or keeping track of the bait. Everyone will have an important role to play, and your family will operate as a solid team.

You'll have lots of laughs as they learn to bait a hook, cast, and reel in that big catch. Taking your kids fishing will give them a new sense of accomplishment. Explaining the details of sports fishing teaches them a whole new language. And if they show sincere interest, you can take them on many more fishing trips to teach them the language of the angler. But when they get bored with waiting for a bite, make sure they have other fun things to do.

One reason for the trip is to shake out those winter blues. Kids really need to stay active, so planning other activities will make the trip a special one. Depending on their ages, you could encourage them to go snorkeling or tubing. You could make a game of identifying the most wildlife.

You can take advantage of the time on the boat to teach them about boating safety and culture. And being out on the boat gives you a chance to talk about the environment and why it's important to protect it for all creatures. You can make a game of learning and using nautical terms like port, starboard, and bow. You can talk about famous pirates in history or let each child role-play at being a different pirate. You'll have a great time watching Captain Kidd and

Fishing Mastery!

Jack Sparrow in a boasting contest! Of course, you may have to do some homework to provide the information they'll need.

Kids learn best in this type of situation - where it's hands-on. They'll pick up an amazing range of facts and new skills that they'll carry throughout their lives. And you'll be a central memory as they recall what they learned. Fishing is one of the oldest pursuits of mankind, and the tradition of fishing with your kids is a great investment in your family. You instill time-honored values while they both learn and have fun.

Taking your kids fishing gives you a break, too, from the cold grey skies of winter. You can try to hook a few for supper, giving your kids another squeamish lesson in preparing fish for a fish fry. You'll be able to share your adventure with your kids in a new natural setting where they can appreciate the beauty and value of our natural resources and learn about the environment.

And the most valuable thing of all is that taking your kids fishing gives you some precious quality time with them. You'll strengthen your relationships and get to know each other better. Your kids will see a side of you they didn't know existed, and they'll learn from you in a fun way. You'll also take these memories far into the coming years, after the kids have left home. You'll be a stronger, more loving family - all because you took your kids fishing.

Trout Fishing: Being Successful

If fishing is part of your genes, then why are others catching more trout than you? If you are wondering and feeling upset that you 'fishing genes' have let you down, there isn't a need to feel as if fishing is an insurmountable task? It's all about confidence and attitude so let's shell out the basics, right?

It could be that you are new to this newfound hobby of trout fishing. You wouldn't be sure what kind of trout fishing methods are in vogue right now. You may be confused about the type of rod, line or hook to use. You may not be sure of the bait either. But if you've visited a sporting goods store, there isn't a grain of doubt to the fact that the choices are plenty. The overwhelming range is definitely bound to make you wonder what would work best for your needs.

When you actually get down to the sport of trout fishing, it is a fun filled activity. There is an element of suspense and anticipation that accompanies the thrill of fishing. It is an activity that you would want to revisit over and over again as the experience itself is so fun filled.

Different types of fishes behave differently based on the type of water body they are found in such as rivers or streams or lakes. In fact, different species in the category of trout itself tend to behave differently in lakes vis-a-vis streams or rivers. For example, it is a known fact that wild trout offers incredible challenges than a hatchery trout. There are many challenges that you've got to anticipate so a preliminary understanding of this is necessary. You may be surprised to know that some of the best fishers themselves have difficulty in catching trout. So don't feel anxious on this account.

Other factors that may impact your fishing ability are outside your control too. For example, there may be geographical factors, elevations or seasonal factors that can impact your fishing competence. These aren't always aligned to bring you the finest experience. The unpredictable nature of fishing is what draws most people to it. That is why great fishermen are generally calm and unaffected by such happenings. Life has taught them to take surprises with calm and detachment.

Fishing Mastery!

About 8 types of species are there in the category of trout. There are rainbow trout, golden trout, gila trout, lake trout and so on. Common hybrid trout include bowcutt trout, splake trout and tiger trout, just to mention a few.

The kind of fish you catch depends on the area you live too. So without feeling disheartened, give up worrying and gear up enjoying your fishing endeavors.

Rainbow Trout Fishing

You may have a great passion for learning the rudiments of fishing as a craft. So be aware of the fact that fishermen like to fish for trout mostly due to their abundance. This doesn't mean that fishermen find it an easy prey. Nor should it convey an impression that trout are just waiting around the banks of a lake waiting to be picked up.

Being an active fishing person, you've got to keep in mind that not all days would be lucky for you. Some of the most experienced fishermen have weathered difficult days when luck wasn't really on their side.

Sometimes it does happen that you don't catch any trout at all to bring back home. This isn't necessarily because your fishing skills are bad. On the contrary, it could easily be due to factors beyond your control. These factors could be geographical or habitat related. So keep in mind that factors beyond control can also affect your chances of good fishing.

Rainbow trout is definitely a fisherman's choice because it is abundant in rivers and streams in North America. Being fun to grapple with, these are a tasty lot too. Most people crave for its taste. So this discussion is going in the direction of the Rainbow trout and what it offers to the rest of you.

With a salmon like shape, the dark spots on this fish are visible near the area of its tail fin. The fin is forked a little. The fish's back is olive colored, sometimes turning to a shade of slight silver. With a heavily speckled body, a peculiar shade of pink to red stripe lines the side's of the fish. Maybe that is how it got its name as rainbow fish. But this rainbow fish is different from the famous children's book Rainbow Fish that won a lot of awards and things so don't get confused and mix up the real with the unreal.

These fishes are mainly North American natives which are stocked across the U.S. by several fish or game departments. It survives better in lakes than in streams.

The adult fishes are capable of adapting to sea water without much difficulty. The rainbow trout consume a variety of things like fish eggs, mollusks, and aquatic insects too. These are good

Fishing Mastery!

fighter too for they keep the anglers totally enthralled by their amazing leaps and the sheer spirit of the fight they put up to remain alive.

With these tips on rainbow trout, go ahead and start fishing for one. Enjoy the 'great leap' experience too.

Trout Fishing Secrets

Great fishermen don't really have a secret mantra to bring the best kind of fish to their fishing lines. So what is the secret of their fishing success? Believe it or not, the secrets of success are always in the attitude and confidence of a person. There are no other short cuts on this route to success. Catching a trout isn't easy. In fact, there are many expert fishermen who have seen tough times because fishing is an unpredictable activity. Fun-oriented but it is definitely subject to a lot of aspects that fall beyond a fisherman's control. The weather and the geographical factors are examples of this. So let's cover some hard and fast rules that may help you get into the right attitude and confidence where fishing is concerned. So let's put the bait now!

1) Locate your trout – This is the first step. You've got to have an eagle's eye in locating your trout. Once you've spotted it, don't stop fishing for it until you've caught it. Giving up is the easiest things to do. It means that you were never ready to get started seriously so don't do that. Persevere till the fish catches the bait.

2) Large Trout are Lazy – Experienced fishermen know that large trout, like those that are over 22 inches, are lazy and don't really like to spend too much energy. Just like human beings, they tend to enjoy their largeness sometimes and don't work out with ferocity. So this is something to help you feel confident.

3) First Love is live crayfish – If there is something that large trout cant resist, its live crayfish. Like magicians who lure others to attention, you can lure your trout to your bait once you catch some crayfish, ideally 2 inches long only and not more. With live crayfish, you can bet all the blue whales in the world that your trout is going to come searching for your bait!

4) Gang Hooks for Fishing- It is important to use gang hooks. This works best for fresh water fishing. If you aren't familiar with the concept of gang hooks, don't worry. It simply refers to a set of two small hooks which are tied in tandem. These are a good way of letting anglers present bait in an appealing way. To make your bait appeal in a natural way is the secret to getting fishes on to your hook. If you check on the Internet, you are bound to get varieties of fishing hooks and accessories to choose from. You can even do a comparison of prices, designs and utility features before you finalize which one to buy. Using these tips, there would be no difficulty for you to catch big trout. So good luck and start now!

Enjoy A Trout Fishing Vacation

If fishing is one of your favorite activities, trout must be your favorite fish as they are with most of the anglers. Their abundance is another reason for their popularity though catching a trout boils down to a lot of logic and hard work. Even the most experienced fishermen tend to face cloudy days when they come back without catching a trout on their bait. So it wouldn't be wrong to state that the habitation of the trout also affect the fishing chances.

There are great fishermen in the world who haven't published the secrets of success to the rest of the world. This is not because of modesty but because the very activity of fishing is unpredictable. There is no chance of controlling geographical elements , the season or the weather. So this rules out the possibility of shortcuts to quick success. A fisherman has to take the long route of hard work and immense patience.

Let's take brook trout as an example. Hailing from Saskatchewan to the Labrador westward, it is totally different from the rainbow trout that is from the Pacific slope from Alaska to California. To go on further, let's consider the brown trout which can be located in every state across the U.S. except a few such as Louisiana, Arkansas, Kansas, Kentucky and Mississippi. The brown trout is commonly found across many parts of Canada too. But abundance of fish doesn't really mean that you can catch it without difficulty. You've got to be patient and hard working to get a good catch.

It is a good thing to use a dry fly to catch a trout. But again, you've got to make sure that the fly doesn't get sunk or dragged because of the current conditions. These are aspects that you've got to keep in mind while fishing. No manual would list out these relevant points.

Another relevant point is to always fish at the pool's lower end because that is where you are most likely to find a feeding trout. You've also got to make sure that the first cast be the best. This is based on the understanding that the trout which is feeding will mostly take the first lure. But it isn't a great idea to fish directly upstream. This would mean that the line and leader would tend to float over the fish directly. That isn't a good thing. With these interesting facts on trout, go ahead and start fishing. Remember, be patient. There is no short cut for success.

Trout Fishing Techniques

To be a good fisherman, you've got to find out the techniques to this craft at the very start of the trout season. Much as it sounds easy, the truth is that it isn't.

There is no predictable trend to follow or short cut to catch your fish. The fact that you can't really expect to control the geographical factors or the weather adds to the air of mystery and anticipation to this all time favorite activity called fishing. Simple as it seems, it isn't so simple when you wait countless hours waiting with your bait and then let the frustration seep through your calm.

So what are the techniques that can make a difference to your fishing experience? Let's find out. To begin with, use a reliable set of gang hooks for fishing. By opting to use Powerbait, you stand a great chance of catching more trout. If you prefer comparable synthetic bait, that would also help you catch more trout.

So you can just decide what to opt for to maximize your chances. It is equally important to purchase small hooks rather than medium size or large size hooks. If you are wondering whether it is possible to hook large trout using a small hook, there isn't any need for doubt. It is possible to do so.

Like all living creatures that inhabit earth, trout are also intelligent. With remarkable vision, they won't necessarily fall for your line particularly if your line turns out to be on the heavier side. So it is best that you use your discrimination and opt for either a 2 pound or a 4 pound test.

To be organized is a great asset for any sphere of activity, be it a hobby or a job or anything at all. For fishing too, it always pays to be well organized. It can make all the difference to your experience. So before you start with the fishing, make sure you've got everything you need and it is easily located. This way, you won't have to waste extra time or energy fumbling for things like gear or bait after you reach the spot. It may be good to have a bait bag or kit which can store most of the used gear. So then you won't be worried about losing or misplacing them. With these simple tips, go ahead and put your line out into the water. You are bound to enjoy the difference.

Trout Fishing Baits

When the trout season begins, remind yourself of the Irish proverb that says 'It is not a fish until it is on the bank.' For those who are cynical toward fishermen, they are totally ignorant of the sheer hard work and patience that makes the mark of a good fisherman. The loss is not the fisherman's but of those who are ignorant enough to mock this craft. It is their loss that they don't know the pleasure associated with fishing.

The trick of getting a fish onto a bank is up to you, the fisherman. To do this, you've got to think of all the various baits which can be used. For example, if your present style is to use a single hook, change this to a set of gang hooks. This means that two hooks are simply tied in tandem. This would work better than single hook bait. So lets move on to discuss types of effective baits.

Worms – You can use worms for trout fishing, but the most common one is the 'American worm' as we call it. These are the simple red worms which are labeled as night crawlers when they become big in size. To get the fish, gang hooks are the most effective option to catch a fish of any kind. Meal worms and maggots are just as effective so you can check out these two as well.

Synthetic Baits – Man made baits which come packaged in small jars or bags are known by this label. The best names in these baits are Berkley Powerbait and Uncle Josh Trout Bait. Two other big names in the industry are Atlas Mikes Marshmallows, and Jarred Salmon Eggs. These are effective baits to fish for trout if these are placed on gang hooks. The best opportunity is if you opt for fishing in a lake that is freshly stocked.

Kitchen Baits - These baits are still used but not a great option. These are mainly kitchen items like cheese, marshmallows or even corn.

Crayfish – This is the best type of bait which no trout can resist After all, it is a known facts that trout absolutely love crayfish. That is why most fishermen use it as a most effective bait.

You've now covered a fair number of main baits which fishermen have successfully used to enjoy their fishing experience. No wonder, a famous celebrity declared, "All you need to be a

Fishing Mastery!

fisherman is patience and a worm.”

Obviously, the man never fished, so don't take your lessons from celebrities. Keep it simple and your bait is going to work, so good luck to you!

Trout Fishing From The Shore

For those who scoff at fishermen, it is definitely their loss because they miss out on the wonderful experience associated with the craft of fishing. This is a craft which requires great equanimity, detachment and the ability to take quick decisions as well.

Rivers and streams turn muddy during the time of the trout fishing season. This means that several fishermen have no choice but to simply catch trout from lakes. It isn't an enjoyable way to catch trout but it is certainly better than doing nothing at all.

The best method to get stocked trout is to provide artificial bait. You will absolutely love collecting artificial bait such as Powerbait, corn, etc. You can provide cheese as well as marshmallows as bait too.

Remember, what you first need to get is a bottom rig. Then you've got to put an egg sinker on the line.

Following this, it is important to tie a small barrel swivel on the line. This may work as a 'stopper' for the egg sinker. Let's assume that you would opt for the Powerbait as it is most recommended for fishing by others.

So start with a rig that is basic. The next step is simple too. Opt to use a leader that is roughly 12 inches to 3 feet. Make sure that this leader gets tied at the other end of the container swivel. At the leader's end, a small hook must be tied. Be it size 8 or size 10, the hook must be a small one. It doesn't take a genius to understand that with the rig that you placed, the egg sinker would find itself at the bottom and the trout would find it.

Don't hesitate to invest in a set of pre-made gang hooks. This is only if you don't want to use the leader to tie. Remember that gang hooks are the best way to use the rig. But if you aren't sure, you could ask around or check on the Internet for advice from experts.

When you move on to insert dough bait that would be floating in a way that it covers the hook, you can be confident that you are ready for a thrilling fishing expedition.

Fishing Mastery!

At this juncture, to make the process smooth, add sufficient dough bait or power bait in such a way that it covers the hook or hooks(if there are gang hooks). There isn't any doubt about the fact that fishing is a fun filled activity, so you should make the most of it.

Trout Fishing In Freshwater

Since prehistoric man, fishing has been integral to the development of a human being. It became a major source of food and livelihood with the passage of years.

But in recent times, it began to enjoy a greater recreational role like any other sport. Thus, fishing has also got a hobby like value attached to it. So let's go ahead and cover some fundamental aspects about fishing so that you can understand well about this topic.

If you are keen to learn about fishing and different types of fish, this discussion is particularly relevant for your understanding. So read on.

Today's fishing equipment comprises mostly of the hook at the end of a line, wood, pole, spool or reel and a fiber glass. It is best to fish in fresh or salt water. But remember that the U.S. provides fishing licenses and regulations to its states. The regulations govern the minimal permissible size, the numbers per day and even which types of fish can be caught.

Trout is the most common freshwater fish. These occupy the top position in the food chain. These type of fish live in rivers and streams. It was once the mark of a good fisherman to show the number of popular fish he managed to get on to his bait at one go. This has changed to overall increase in numbers of fish rather than the type of fish. The truth is that a fisherman is sensitive and responsible when it comes to loving and respecting the sport activity of fishing.

Part of what makes an angler a responsible one is caring for the sport of fishing and fish populations for generations to come. By writing this article, the motivation stemmed from the awareness that you would be provided with new understanding on this topic and be inspired by what it represents.

The brown trout happens to be the all time favorite with most of the anglers. This brown trout thrills and excites anglers who enjoy being tested for their fishing skills.

Because this breed of fish tends to feed on the surface, it called an angler' s fish. This is basically a fish which inhabits in lakes, streams and water bodies around which suitable water

Fishing Mastery!

temperature is observed.

Interestingly, the world's most glamorized fish of the trout family is the rainbow trout, which is in fact not really a trout at all. It was the scientists who recently unveiled that the rainbow trout is a much smaller cousin of the Pacific Salmon.

However, these fish are peaceful so they don't have any difficulties in co existing with other fishes that live in the lakes or streams. So with these tips on rainbow trout, start practicing on your own to catch some big fish.

Enhancing Your Trout Fishing

Fishing is a great experience which you shouldn't miss. It is a great way of spending your leisure in a most relaxed way. Sometimes your leisure becomes thrilling too if your passion is totally focused on trout fishing. This is a great hobby to pursue like a recreational activity since the U.S. is home to interesting varieties of trout species. You will easily find the brown trout, brook trout and rainbow trout, just to mention a few.

Let's cover some of the methods used for fishing trout by going through some interesting tips.

Presentation is an important factor in every sphere, be it working, cooking or even fishing. In the context of fishing, it is known that it is difficult to get hold of trout which are an intelligent species of fish. So if you landed one on your hook, make a good presentation of your prize catch. Gang hooks are highly in vogue as it gives the natural feel and look to baits.

The trout pick up smells pretty fast. The moment they sniff the bait before biting, they have a keen sense of instinct to guide them on this. Let's take the example of a fisherman who smokes. If you are wondering about the connection, remember that the scent of the smoking cigarette will be infused on the bait by touch. So always clean your hands with weeds or something like that. You can then start again.

Fishing gear is required for trout fishing. This generally comprises a super light fishing gear and bait. You won't require a heavier gear unless your intention is to fish in the huge Great Lakes, then you can reconsider wearing much heavier gear. There are usually a 5 foot ultra light fishing rod coupled with ultra light reel spooled with four.

This will do just fine. You can opt for size 10 hook. Clothes are every person's best friends so don't underestimate its relevance. Avoid plain colors like white and bright colors which seem loud. Such loud colors might help the fish to spot you quite easily. So as you don't want that to happen, it is best to go slow on your passion for the limelight and wear drab colors during such times. It is also important to learn how to blend into the surroundings to the best possible extent. Therefore, when you go trout fishing, be confident and positive. Good luck to you!

Trout Fishing During Springtime

Do you long to catch trout in the spring? This isn't easy to at all particularly in river and streams. If your idea is to catch trout in lakes, remember that it isn't easy as you believe. Chances are that this may be more difficult than you thought of initially. It isn't easy when the change of season brings up the high water. So here are some tips to make the trout fishing experience a good one.

To start with, opt for a longer rod. So when the water is at a higher level, you can opt for a longer fishing rod.

This makes a big difference because you get to control the bait better and more effectively. Your offering of the bait also becomes easier to handle as it flows smoothly with the tide or the current. A five foot ultra light rod normally is good for use but if you want more in terms of range, opt for a six foot six ultra light rod.

It is important to present the bait in a natural way because a worm shouldn't end up resembling a butterfly, right? So go ahead and invest in gang hooks.

These are a great tool which is usually a pair of small hooks that are tied together in tandem. You will be able to lure more trout by opting to use gang hooks.

If your interest is to put salmon eggs as bait, do that during the time of spring. A lot of fish spawn in the spring. Eggs as baits are bound to work well. It would maximize results if you a set of gang hooks are also added on as part of the egg presentation. Don't underestimate the importance of good presentation.

Without good presentation, you cant achieve good results. Every sphere of life in today's competitive world thrives on good presentation so make the most of this new approach to your advantage.

If you are wondering what to do when muddy waters ruin your chances of fishing, don't worry. Lures tend to work better during such muddy times. So just go ahead and use bright colors

Fishing Mastery!

which would make it a tough act for the trout to spot the offering. This is because the bright shades that you wear would definitely stand out and be effective.

These tips and techniques are meant to help you catch lots of trout as part of the river and stream fishing. The best time to go fishing is always spring so keep that in mind too!

Let's Go Trout Fishing

Is fishing your favorite hobby? Or do you fish for food? Well there are numerous types of fishes for you to do fishing. Amongst the most popular variety of fishes are the trout fishes. Trout fish come in variety of color, design, size and weight. There are many diverse subspecies among these fishes. It is basically a fresh water fish found in rivulets, lakes and streams. They constantly migrate from one lake to another, and they abound in US water lakes, Asian and European water surfaces. These trout fishes thrive on flies, mainly aquatic ones like dragonflies and mayflies. Small fishes and planktons are also among their favorite foods. Their food habitats mainly depend upon their aquatic locations.

One peculiar characteristic of trout fishes is that their fins generally are spineless; this is a major difference that sets them apart from other fishes. The general sizes, shapes and lifespan again vary among different sub-species. But these fishes usually tend to have a long lifespan, subsequently their weight also increases with each growing year and some trout weigh more than 50 lbs in size.

If you are a trout fisherman or intend to become, here are some handy tips for best catch results:

1. Follow a Method-It is best to use a particular fishing technique.
2. Fly Fishing Procedure-Fishermen using fly fishing methods are likely to prize many number of trout fishes in a very short time.
3. Catching with A Rod-A fishing rod is also handy in catching these wonderful aquatic creatures.
4. Baits-Now that's an interesting option for those using fishing rod techniques, try luring them with their favorite foods like worms, flies and salmon eggs. When a hungry trout bites the bait pull the hook as swiftly as you can.
5. Avoid Making Noise-To catch these trout fishes, it is important to maintain some silence;

Fishing Mastery!

you can't expect to catch many of them, if you are making a ruckus. As trout fishes are easily scared, it is wiser to move around with slow and calm movements.

6. Natural Baits-It is best to make use of natural baits, when you intent to do trout fishing. These baits are more effective than artificial ones to catch this popular variety of aquatic species.

Nowadays most fishermen use modern techniques to do trout fishing, spinning techniques are very popular among trout fishermen. Lightweight equipments are more advantageous in setting lighter and smaller baits.

Trout fishes are found in abundance in the lowa cold streams or rivulets. Trout fish can be fished all through the year, it is a myth that they abound only between the months of April and October. So what are you waiting for, let them fall for you- hook, line and sinker!

Trout Fishing: A Rare Winter Sport

Winter is a wonderful climate for homely ones. But, is it the same for those fishing fanatics who would love to claim a trout or two? For those who are used to spending their time outdoors, there is a relief in form of recreational activities like trout fly fishing sessions. Trout fishing is a rare sport of winter season. It can be more interesting, if there are no much crowd of jostling people and there is plenty of wide life and of course the trout fish. It makes winter more tolerable with the hope of sunny summer and catching lots of fishes.

Some useful tips for trout fishing in winter are as follows:

- **Plan Your Schedule**-For a winter sport like trout fishing, always plan and adjust your busy schedule to match the exciting sporting action, you may need some reserve time as you never know, how long you may take to catch some of these aquatic wonders.
- **Peaceful and Serene Area**-Select a spot on the riverside or stream, which is a little away from maddening crowds and eager picnickers. Otherwise these aquatic lives are easily scared off.
- **Check On Regulations**-Although some places offer all round the year trout fishing action, many a times it is restricted to catch and release syndrome. In some countries, only specific lakes are allowed for fishing purposes, in others it may be that only river fishing is allowed.
- **Weather Forecast**-Once you decide on the place, be sure the weather supports your decision. If it is pouring rain from past three to four consecutive days then the river or stream may practically be unapproachable for sporting activity. Mild winter days are the best period for trout fishing.
- **Cold Conditions**-But you can never attempt to fish in sub zero degrees, chances are you might catch a terrible cold or you yourself may have to be fished out of the freezing weather! Even dressing up like a polar bear won't help, as the ice formation on the river surface may not allow any casting.

Fishing Mastery!

- **Exercise Caution**-Don't play daredevil stunts as the cold air temperatures of wintry days may play truant and may lead to dangerous situations. The sunny rays being practically absent in wintry weather, makes it all the more difficult to assess the river bottom while wading. Therefore it is safer with a partner in tow.

Winter is perhaps the most neglected season for trout fishing. A warm winter day is supposedly the best time for trout fishing activity. That is between 10 am and 2 pm every day. Fly fishing is slowly on the wane, but nymphs and wet flies are in, they can turn in some trout for you. Spinning baits may also work wonders. But most of the winter season is bleak for luring the exclusive trout!

Fall Trout Fishing

After the hot summers, the time is for autumn. Autumn, or falls as it is generally called, is not only about the trees. Autumn brings cooler water temperatures and increased feeding activity. It is the best time for fall trout fishing. Fall is normally every one's favorite time for going fishing. The reason for this is the low concentration and crowd found during this season in the rivers and ponds and streams. Trout start stocking up in different parts of the country and world before the winters can make their way in.

Fishing during the fall can not only help you catch a lot of trout, but also many large trout as well. Catching trout can cause some problem in winters for the Western US region. This is because these regions have extremely cold weather then, especially during the rivers and streams. This is the reason why fall fishing can be a lucrative option.

The trout fishes also remain active during the fall and their metabolism dries down only as winter approaches.

Techniques:

The most common technique used is the use of live worms which are rigged on a hook attached to a stick.

This stick used, is nothing but a collection of gang hooks, which are tied together and then attached to a line with the help of a small wheel (swivel).

Using a Gang Hook Stick:

- Take a line stick. Tie the end of your stick to a small wheel or barrel swivel
- After tying the swivel, also tie a set of ganged hooks towards the other opposite side of the swivel.
- Add some split shot sinkers on the top of the barrel swivel depending upon the current flow that you have. this is done to add weight
- Add live worms to set of ganged hooks fixed along the swivel

Fishing Mastery!

- Put the gang hook rig into current
- Close the bail, allow the current to pass through the line and swivel

This will help the rig to bounce from the bottom. Its flow with the current should be natural until and unless the rig is directly below in the current. Once you get accustomed to use of this hook rig, you can easily find out the difference between what a bottom is and what a bite is. Your efficiency in catching fish trout will increase.

Carrying worms:

Using the bait bags to carry the worms till the fishing point can be extremely helpful. It greatly helps one to save the average time and the angler in carrying worms.

Thus catching trout fish can be a pleasure loving activity with the above mentioned techniques.

Trout Fishing In New Zealand

Trout fishing of New Zealand is the most fabulous fishing. Everyone would have heard the stories of catching a 5 kg trout fish in pristine river stream of New Zealand. New Zealand has most famous streams and is more talked of for its huge trout that inhabit its rivers and streams. This provides people a reason to travel for thousands of mile to try fishing in New Zealand.

For those who like fishing occasionally, they can assist the wily fisherman in New Zealand and derive the pleasure of fishing.

How did these trout get to New Zealand?

It was not nature's gift to New Zealand. It was man who put these trout initially into the streams and rivers. Trout fish were stocked by man in the streams of New Zealand by man, around some centuries ago. These comprised of 'Rainbow' which came from California in US and 'Browns' which were brought from Europe. This was done because both of these species of trout grew much better in New Zealand given the weather and environmental surrounding there. These trout fail to grow so well in their original waters and hence were brought to New Zealand.

Whereas the good trout (rainbow) range to an average of about 13 – 14 inches in Western US, they range to an average of more than 20 inches in New Zealand which is about 4 pounds. They can be found as big as 28 inches in size (10 pounds). Brown trout can grow up to double the size that they would otherwise grow in Europe (range of 12 to 30 pounds).

Location for Fishing:

Fishing is all about choosing the right location. It can be made a success with right location. Therefore one should try to stay as far away from road as possible to get hold of a better and a bigger fish.

South Island and particularly the stream flowing from Southern Alps provide an excellent place for fishing a trout. Getting over there is also quite easy. One can go through the eastern part of Alps which is quite a plain region to go through. Northern island areas of Lake Rotorua and Taupo are also good.

Fishing Mastery!

Stay:

- Rented camping with car and tent
- Camping with rented car and stay at a nearby motel
- Staying a fishing lodge

Permission must be sought from the residents in case you need to pass through private land.

Fish flying:

- Adams or Humpies (12-16) make the fish fly the most or a fly rod (9feet), spinning rod (6feet)

Guidelines:

- Put your glasses with polarizing effect on
- Carry a hat and mosquito repellent
- Carry a map

Fishing excursion can thus be made interesting.

Salt Water Trout Fishing

Fishes come in different varieties and species. Various salt water fish are also there which can give you a nice fishing option. It is the hobby of many people to go especially for salt water fishing. You should know the best technique to fish particular specie of a fish to enjoy your fishing experience the most. .Observing this type of fish has given us the information that, salt water fishing is not an easy job and involves specialized set of skills and knowledge.

Speckled Trout:

These are found in underwater structures, mostly in the shallower regions. Like many different species residing in salt water, even this species of fish like to poison themselves closer to the depression belts, near the oyster beds and in proximity to the sand heaps and other rocky structures at the ocean or sea beds. They prefer residing near the drop-offs which give them a mangrove cover. They would be also found near drop edge. Thus, fishing can be done closer to fallen trees, rocky areas, jetties, boats docked in dockyard etc.

Big trout:

Wade fishing can give you a better option for fishing a big trout rather than fishing by a boat since these place themselves in a flat. However, they are difficult to find as they place themselves right under you. They can find you out easily. Fishing these fish can be best during the night time as this is the time when they usually. Sea and boat traffic is minimal. Apart from that nig trout fish come out during the darkness of night. The sea area can be lighted because of a dockyard and boats docked. This can give you a lot of help in your salt water fishing experience.

Features:

Generally, these species is little lazy in nature as can be observed from the fishing process. Therefore fishing can take time as they would take a lot of efforts to get attracted towards a meal. They would not make too many efforts for are rare and opportunistic feeding option.

This is not true for the big trout that can be attracted for meal. These trout sometimes also attacked the smaller ones for their meal.

Fishing Mastery!

Therefore, it is always good to try fishing a good trout.

They are good experience to fish and can be caught hold of easily. If you know, that the sea has big trout, then you can lure them by using live baits (pinkish, yellowish) and mullets. You can go fishing near a shoreline near mangroves where some or other trout found be finding its meal for night.

**Download 100+ Books
Completely Free!**

.....

**No Hassles...
No Charges...**

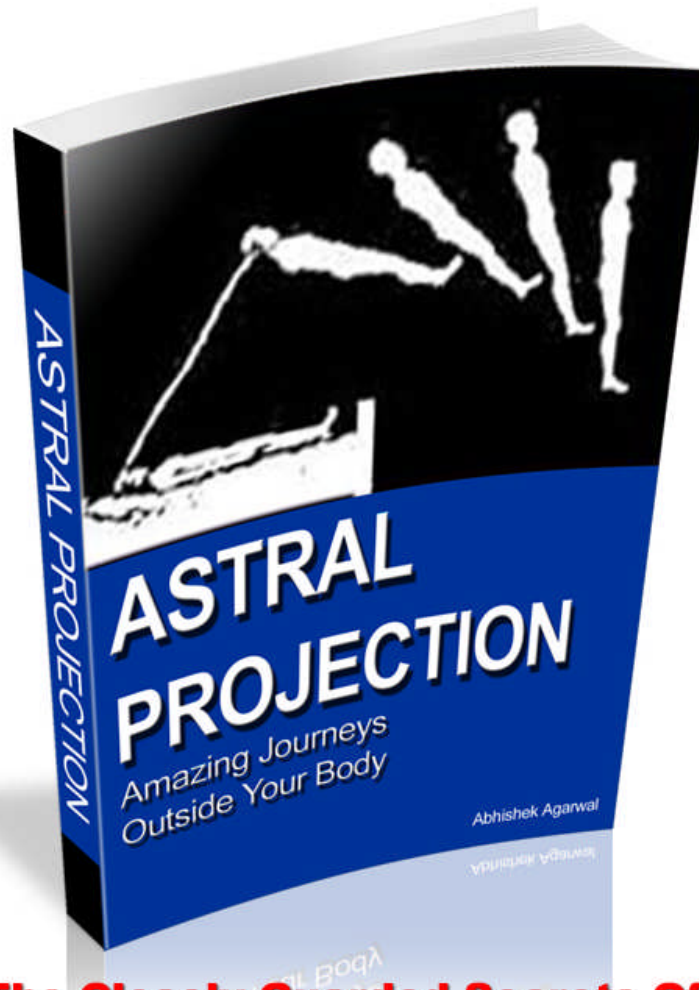
Just Click And Download



CLICK HERE

Learn The Art Of Leaving Your Physical Body!

Download
Today!



"Learn The Closely Guarded Secrets Of Safely Leaving Your Physical Body And Traveling Anywhere You Want To! Learn How To Get Free From Your Physical Body Limitations... Within 30-60 Days!"

DOWNLOAD NOW

**** This Is A Free Report ****

You are encouraged to distribute this Report to your friends.

You cannot make any changes to the document, whatsoever

This Product Is Brought To You By

